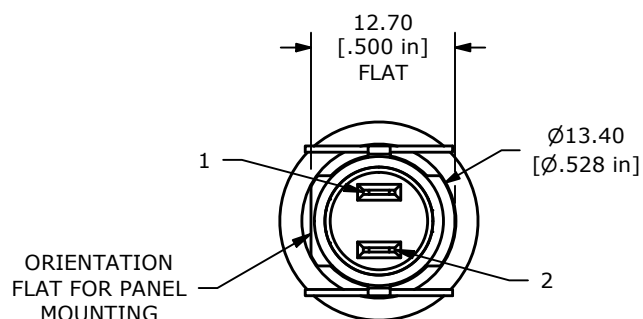
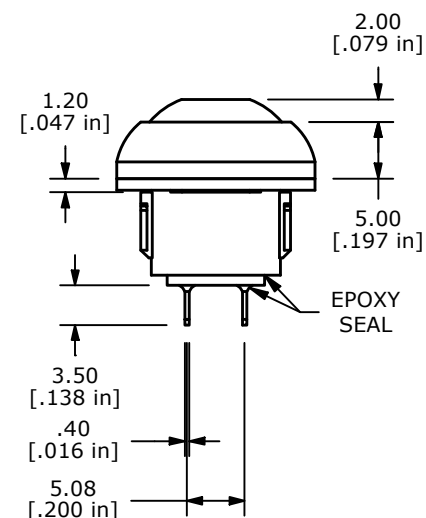
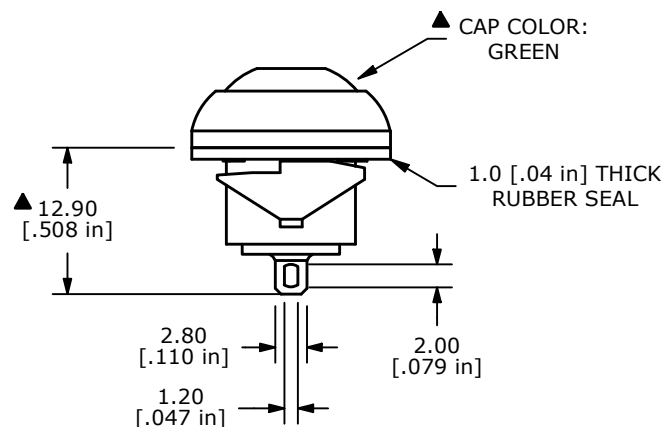
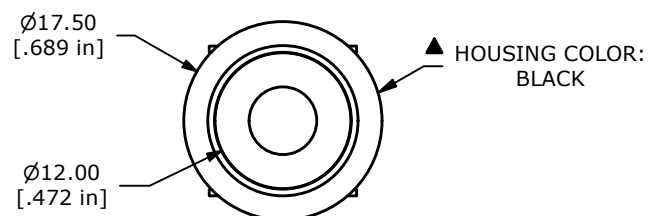


NOTE:

1. ALL DIMENSIONS IN MM [INCH]
2. GENERAL TOLERANCE: X.X = ± 0.4
X.XX = ± 0.25
3. TERMINAL NUMBERS FOR REF ONLY
4. CONTACT MATERIAL: GOLD OVER SILVER
5. RATING: 125mA @ 125 VAC
100mA @ 50 VDC
6. ELECTRIC LIFE: 500,000 CYCLES AT FULL LOAD
7. CONTACT RESISTANCE: 50 m Ω max. (INITIAL)
8. INSULATION RESISTANCE: 1,000 M Ω min. @ 500VDC.
9. DIELECTRIC STRENGTH: 1,000 VAC rms.
10. OPERATING FORCE: 2N~5N
11. OPERATING TEMPERATURE: -30°C TO +85°C.
12. CONTACT BOUNCE: 10ms MAX.
13. TRAVEL: 1.5mm ± 0.25 mm
14. PANEL THICKNESS RANGE: 0.8 - 1.8 mm.
15. ▲ DENOTES CRITICAL PARAMETER.
16. HARDWARE INCLUDED:
1. T081100 RUBBER SEAL (1)
17. SEAL RATING: IP67 AT THE FRONT PANEL



REV	ECO NO	DESCRIPTION	DATE	BY	E-SWITCH®				OBJECT ID
C	ECO-103490	REMOVED SIDE RETENTION SLOTS	07/14/25	MR	TITLE RP8100B1M1CEBLKGRNNIL				000022777
					SCALE	DATE	DR	DWG	REV
					3:2	5/6/2011	BMA	ST081045	C

THE INFORMATION CONTAINED IN THIS DOCUMENT IS PROPRIETARY TO
E-SWITCH AND IS NOT TO BE COPIED OR TRANSFERRED