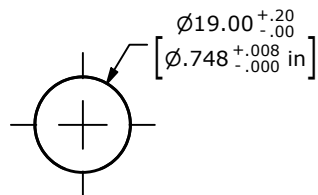


## SCHEMATIC

ON - (ON) - DPDT ILLUMINATED  
 ( ) DENOTES MOMENTARY FUNCTION

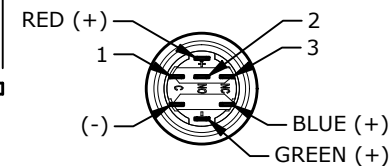
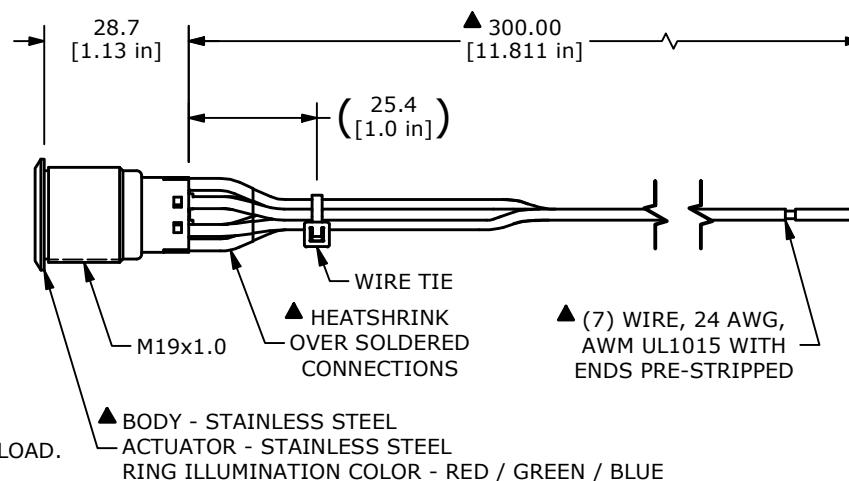
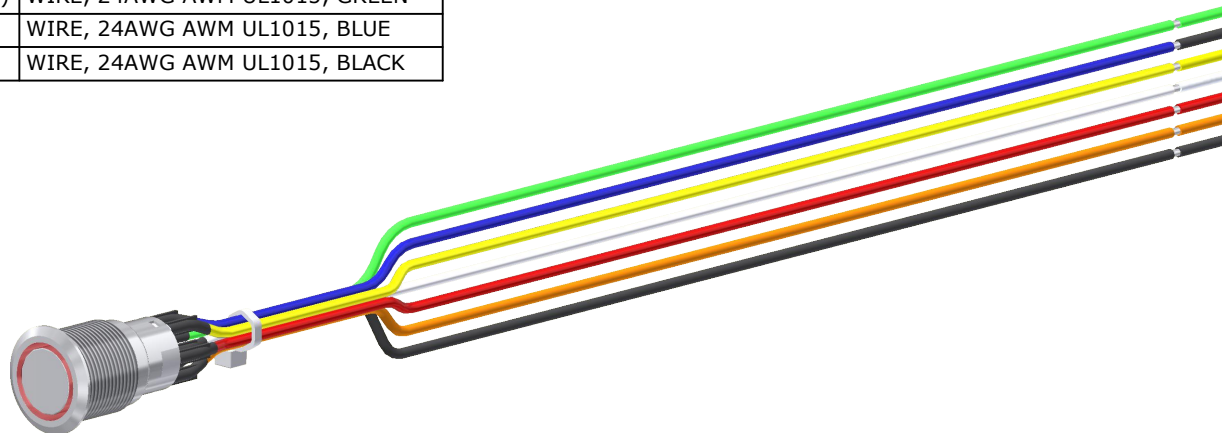


RECOMMENDED PANEL CUTOUT  
 MAX. PANEL THICKNESS 11.0 [.43 in]

## NOTES:

1. DIMENSIONS IN MM [INCH]
2. GENERAL TOLERANCE: X.X =  $\pm 0.4$   
 X.XX =  $\pm 0.25$
3. ALL MATERIAL SHALL BE ROHS COMPLIANT
4. TERMINAL NUMBERS FOR REF. ONLY
5. CONTACT MATERIAL: SILVER
6. RATING: 2A 24VDC
- ▲ 7. LAMP VOLTAGE: 1.8V RED, 2.8V GREEN, 2.8V BLUE
8. INGRESS PROTECTION: IP67
9. TRAVEL: 2.8 [.11 in]
10. OPERATING TEMP.: -20°C TO 85°C
11. INSULATION RESISTANCE: 1,000 M $\Omega$  MIN.
12. CONTACT RESISTANCE: 50m $\Omega$  MAX. @ 1A 12VDC
13. DIELECTRIC STRENGTH: 2,000 VAC MIN. FOR 1 MINUTE
14. ELECTRIC LIFE: 50,000 MAKE-AND-BREAK CYCLES AT FULL LOAD.
15. ▲ DENOTES CRITICAL PARAMETER.
16. SUPPLIED HARDWARE: O-RING AND HEXNUT
- ▲ 17. USE PART NUMBERS DESIGNATED OR ENGINEERING APPROVED EQUIVALENTS.

SWITCH	WIRE
SW1-1	WIRE, 24AWG AWM UL1015, ORANGE
SW1-2	WIRE, 24AWG AWM UL1015, WHITE
SW1-3	WIRE, 24AWG AWM UL1015, YELLOW
SW1-RED (+)	WIRE, 24AWG AWM UL1015, RED
SW1-GREEN (+)	WIRE, 24AWG AWM UL1015, GREEN
SW1-BLUE (+)	WIRE, 24AWG AWM UL1015, BLUE
SW1- (-)	WIRE, 24AWG AWM UL1015, BLACK



BOTTOM VIEW  
 SHOWN WITHOUT  
 WIRING

REV	ECO NO	DESCRIPTION	DATE	BY	OBJECT ID 000002747			
C	ECO-103878	PV4 SERIES UPDATE	01/15/26	MR	TITLE PV4FWB0SS-3R1			
THE INFORMATION CONTAINED IN THIS DOCUMENT IS PROPRIETARY TO E-SWITCH AND IS NOT TO BE COPIED OR TRANSFERRED					SCALE 2:3	DATE 6/20/2019	DR MJR	DWG 52-PV4FWB0SS3R1
								REV C