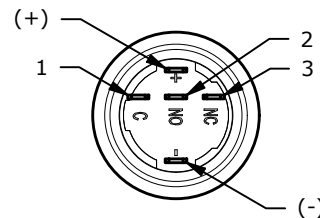
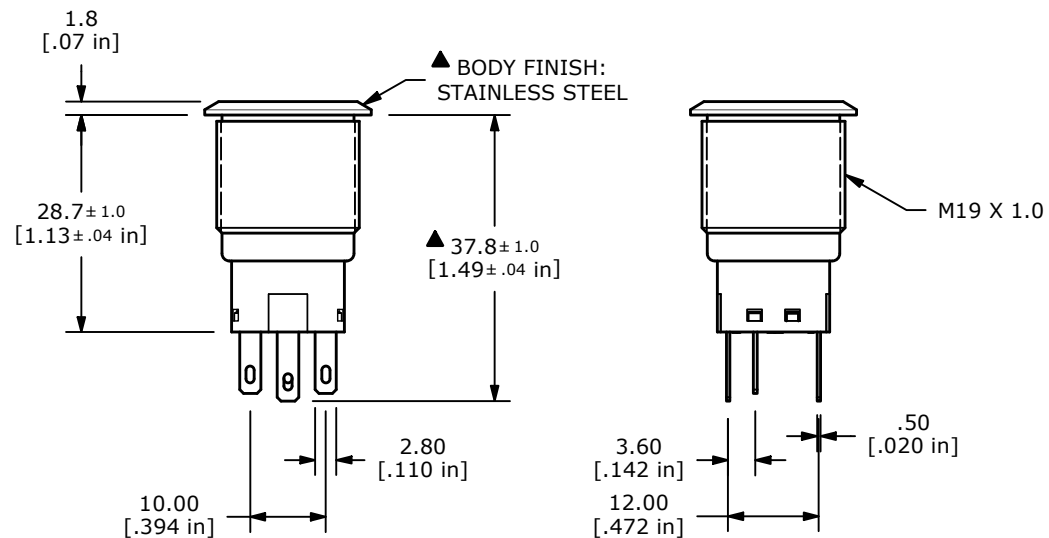
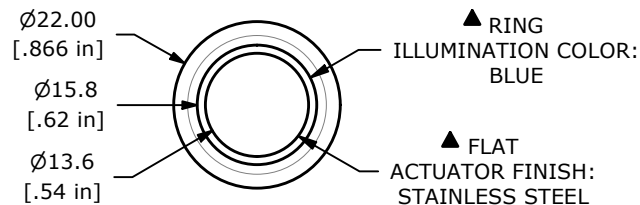
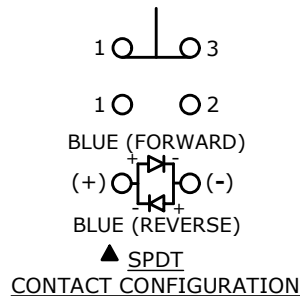


RECOMMENDED PANEL CUTOUT
MAX. PANEL THICKNESS
11.0 [.43 in]

SWITCH FUNCTION	
POS. 1	POS. 2
ON	(ON)
1-3	1-2

(ON) = MOMENTARY



NOTE:

1. ALL DIMENSIONS IN MM [INCH]
2. GENERAL TOLERANCE: X.X = ± 0.4
X.XX = ± 0.25
3. TERMINAL NUMBERS FOR REF ONLY
4. CONTACT MATERIAL: SILVER
5. RATING: 2A 24VDC
6. ELECTRIC LIFE: 50,000 MAKE-AND-BREAK CYCLES AT FULL LOAD.
7. INSULATION RESISTANCE: 1,000 M Ω MIN.
8. DIELECTRIC STRENGTH: 2,000 VAC MIN. FOR 1 MINUTE
9. CONTACT RESISTANCE: 50m Ω MAX. @ 1A 12VDC
10. OPERATING TEMP.: -40°C TO 85°C
11. TRAVEL: 2.8 [.11 in]
12. ▲ DENOTES CRITICAL PARAMETER
13. INGRESS PROTECTION: IP67
- ▲ 14. HARDWARE SUPPLIED: O-RING AND HEXNUT
- ▲ 15. ILLUMINATION VOLTAGE: 24V

REV	ECO NO	DESCRIPTION	DATE	BY	E-SWITCH®				OBJECT ID
C	ECO-103866	PV4 SERIES UPDATE	01/14/26	MR	TITLE PV4F2B0SS-345				000002618
					SCALE 1:1	DATE 12/20/2012	DR EBP	DWG 52-PV4F2B0SS345	REV C

THE INFORMATION CONTAINED IN THIS DOCUMENT IS PROPRIETARY TO
E-SWITCH AND IS NOT TO BE COPIED OR TRANSFERRED