CTLHR10-06

SURFACE MOUNT SILICON HYPERFAST RECOVERY RECTIFIER 10 AMP, 600 VOLT



TLM364 CASE

Central Semiconductor Corp.

www.centralsemi.com

DESCRIPTION:

The CENTRAL SEMICONDUCTOR CTLHR10-06 is a HyperFast power rectifier designed for high voltage, high frequency applications such as PFC that require a low profile, high power density package.

MARKING CODE: CHR1006

APPLICATIONS:

- Power Factor Correction (PFC)
- Motor control
- Power management
- DC-DC output rectification

FEATURES:

- HyperFast recovery time (22ns TYP)
- Low reverse leakage current (1.2μA TYP)
- Low profile 1.2mm MAX package height

MAXIMUM RATINGS: (T_A=25°C)	**SYMBOL**		**UNITS**
Peak Repetitive Reverse Voltage	V_{RRM}	600	V
DC Blocking Voltage	V_R	600	V
RMS Reverse Voltage	$V_{R(RMS)}$	420	V
Average Forward Current (T_L=90°C)	I_O	10	A
Peak Forward Surge Current, tp=8.3ms	I_{FSM}	150	A
Operating and Storage Junction Temperature	T_J, T_{stg}	-65 to +175	°C
Thermal Resistance (Note 1)	Θ_{JL}	10	°C/W
Thermal Resistance (Note 1)	Θ_{JA}	23	°C/W

ELECTRICAL CHARACTERISTICS: (T_A=25°C unless otherwise noted)

SYMBOL	**TEST CONDITIONS**	**MIN**	**TYP**	**MAX**	**UNITS**
I_R	V_R=600V		1.2	10	μA
I_R	V_R=600V, T_A=150°C			500	μA
BV_R	I_R=0.5mA	600			V
V_F	I_F=10A		1.6	1.7	V
V_F	I_F=10A, T_A=125°C		1.15		V
V_F	I_F=10A, T_A=-40°C		1.8		V
C_J	V_R=4.0V, f=1.0MHz		42		pF
t_{rr}	I_F=10A, V_R=400V, di/dt=200A/μs		22	25	ns

Notes: (1) FR-4 epoxy PCB with 25cm^2 copper pad area.

CTLHR10-06

SURFACE MOUNT SILICON HYPERFAST RECOVERY RECTIFIER 10 AMP, 600 VOLT

TLM364 CASE - MECHANICAL OUTLINE

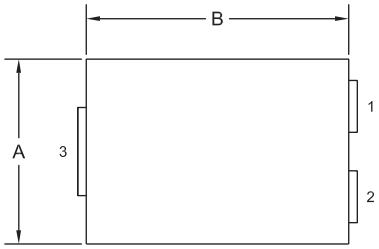

TOP VIEW

DIMENSIONS				
	INCHES		MILLIMETERS	
SYMBOL	MIN	MAX	MIN	MAX
A	0.167	0.172	4.25	4.35
B	0.238	0.243	6.05	6.15
C	0.039	0.048	1.00	1.20
D	0.009	0.014	0.25	0.35
E	0.250	0.262	6.35	6.65
F	0.128	0.136	3.25	3.45
G	0.076	0.085	1.95	2.15
H	0.044	0.052	1.10	1.30
J	0.083		2.10	
K	0.035	0.044	0.90	1.10
L	0.171	0.183	4.35	4.65

TLM364 (REV:R0)

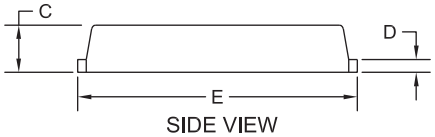

SIDE VIEW

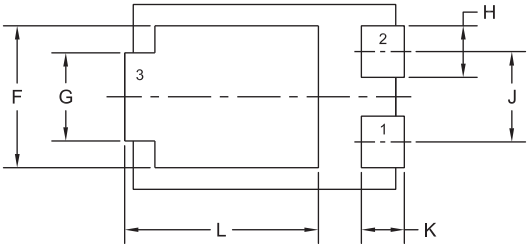

BOTTOM VIEW R0

SUGGESTED MOUNTING PADS
(Dimensions in mm)

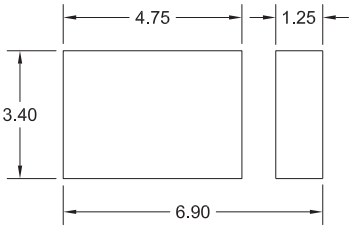

R0

LEAD CODE:
1) Anode
2) Anode
3) Cathode

MARKING CODE: CHR1006

R1 (27-February 2014)

CTLHR10-06

SURFACE MOUNT SILICON HYPERFAST RECOVERY RECTIFIER 10 AMP, 600 VOLT

TYPICAL ELECTRICAL CHARACTERISTICS

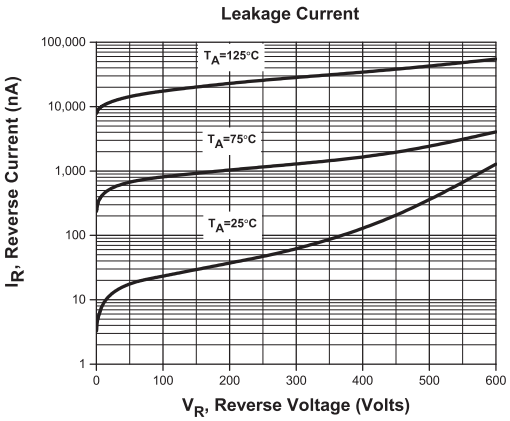

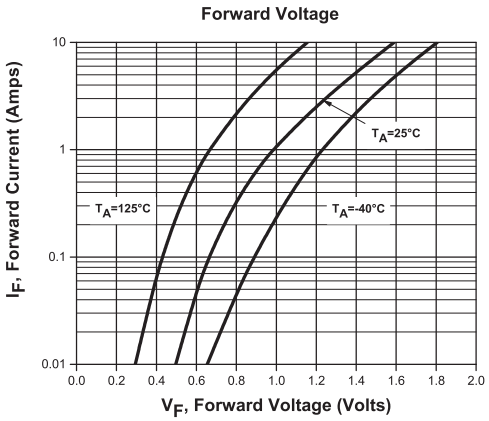

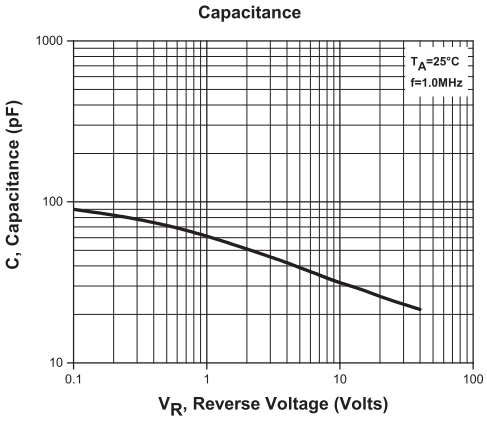

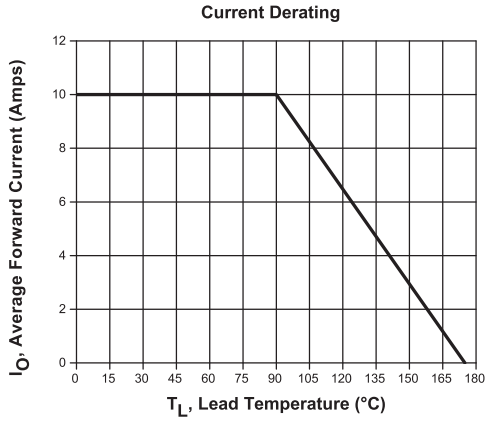

R1 (27-February 2014)

Package Details

TLM364 Case



Mechanical Drawing

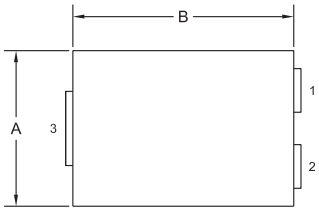

TOP VIEW

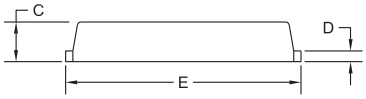

SIDE VIEW

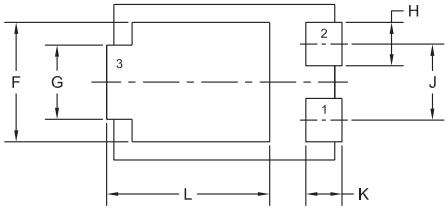

BOTTOM VIEW R0

DIMENSIONS				
	INCHES		MILLIMETERS	
SYMBOL	MIN	MAX	MIN	MAX
A	0.167	0.172	4.25	4.35
B	0.238	0.243	6.05	6.15
C	0.039	0.048	1.00	1.20
D	0.009	0.014	0.25	0.35
E	0.250	0.262	6.35	6.65
F	0.128	0.136	3.25	3.45
G	0.076	0.085	1.95	2.15
H	0.044	0.052	1.10	1.30
J	0.083		2.10	
K	0.035	0.044	0.90	1.10
L	0.171	0.183	4.35	4.65

TLM364 (REV:R0)

Part Marking:
7-8 Character Alpha/Numeric Code

Lead Code:
Reference individual device datasheet.

Mounting Pad Geometry (Dimensions in mm)

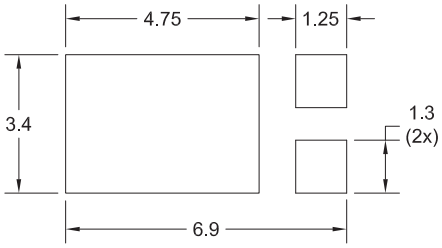

R0

R0 (27-March 2013)

Package Details
TLM364 Case

Tape Dimensions and Orientation (Dimensions in mm)

Tape Width: 12mm

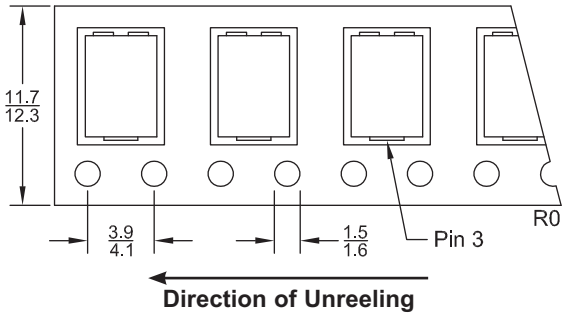

Devices are taped in accordance with Electronic Industries Association Standard EIA-481-D

Packaging Base

13” Reel = 5,000 pcs.

Reel Labeling Information

Each reel is labeled with the following information:
Central Part Number, Customer Part Number, Purchase Order Number, Quantity, Lot Number, Date Code, Ship Date and Marking Code.

Reel Packing Information

Reel Size	Reels per Box (Maximum)	Parts per Box (Maximum)	Box Dimensions		Shipping Weight (Max.)	
			INCH	CM	LB	KG
13”	5	25,000	15x4x15	38x10x38	12	6
	14	70,000	15x15x9	38x38x23	32	15
	26	130,000	15x15x18	38x38x46	57	26

Ordering Information

- For devices taped and reeled on 13” reels, add TR13 suffix to part number.
- All SMDs are available in small quantities for prototype and manual placement applications.

Material Composition Specification

TLM364 Case



Device average mass . . . . . 92 mg
Fluctuation margin . . . . . +/-10%

Component	Material	Material		Substance	CAS No.	Substance		
		(%wt)	(mg)			(%wt)	(mg)	(ppm)
active device	doped Si	10.41%	9.58	Si	7440-21-3	10.41%	9.58	104,130
clip	Cu alloy	5.36%	4.93	Cu	7440-50-8	5.21%	4.79	52,065
				Fe	7439-89-6	0.15%	0.14	1,522
leadframe	Cu alloy	32.72%	30.1	Cu	7440-50-8	32.66%	30.05	326,630
				Fe	7439-89-6	0.05%	0.05	543
die attach	high temperature solder paste	4.52%	4.16	Pb	7439-92-1	4.18%	3.85	41,848
				Sn	7440-31-5	0.23%	0.21	2,283
				Ag	7440-22-4	0.11%	0.1	1,087
encapsulation*	EMC GREEN	46.98%	43.22	silica	60676-86-0	36.17%	33.28	361,739
				epoxy resin	29690-82-2	4.70%	4.32	46,957
				phenol resin	9003-35-4	4.55%	4.19	45,543
				carbon black	1333-86-4	0.14%	0.13	1,413
				metal hydroxide	1309-42-8	1.41%	1.3	14,130
plating	matte tin	0.01%	0.01	Sn	7440-31-5	0.01%	0.01	109

*EMC GREEN molding compound is Halogen Free.

Disclaimer
The information provided in this Material Composition data sheet is, to the best of our knowledge, correct. However, there is no guarantee to completeness or accuracy, as some information is derived from data sources outside the company.

Material Composition Specification

TLM364 Case



Device average mass . . . . . 92 mg
Fluctuation margin . . . . . +/-10%

Component	Material	Material		Substance	CAS No.	Substance		
		(%wt)	(mg)			(%wt)	(mg)	(ppm)
active device	doped Si	10.41%	9.58	Si	7440-21-3	10.41%	9.58	104,130
clip	Cu alloy	5.36%	4.93	Cu	7440-50-8	5.21%	4.79	52,065
				Fe	7439-89-6	0.15%	0.14	1,522
leadframe	Cu alloy	32.72%	30.1	Cu	7440-50-8	32.66%	30.05	326,630
				Fe	7439-89-6	0.05%	0.05	543
die attach	high temperature solder paste	4.52%	4.16	Pb	7439-92-1	4.18%	3.85	41,848
				Sn	7440-31-5	0.23%	0.21	2,283
				Ag	7440-22-4	0.11%	0.1	1,087
encapsulation*	EMC GREEN	46.98%	43.22	silica	60676-86-0	36.17%	33.28	361,739
				epoxy resin	29690-82-2	4.70%	4.32	46,957
				phenol resin	9003-35-4	4.55%	4.19	45,543
				carbon black	1333-86-4	0.14%	0.13	1,413
				metal hydroxide	1309-42-8	1.41%	1.3	14,130
plating	matte tin	0.01%	0.01	Sn	7440-31-5	0.01%	0.01	109

*EMC GREEN molding compound is Halogen Free.

Disclaimer
The information provided in this Material Composition data sheet is, to the best of our knowledge, correct. However, there is no guarantee to completeness or accuracy, as some information is derived from data sources outside the company.