



Automotive Parts > Automotive Connectors > Data Connectivity Housings



Connector System: **Cable-to-Board**

Sealable: **No**

Cable Exit Angle: **180°**

Number of Positions: **1**

Connector & Keying Code: **A**

Features

Product Type Features

Primary Locking Feature	On the Terminal
Connector & Contact Terminates To	Wire & Cable
Connector System	Cable-to-Board
Sealable	No
Connector & Housing Type	Housing for Male Terminals

Configuration Features

Number of Rows	1
Number of Positions	1

Electrical Characteristics

Nominal Voltage Architecture	60 V
------------------------------	------

Body Features

Cable Exit Angle	180°
Connector & Keying Code	A

Contact Features

--	--



Mating Tab Width	.5 mm[.02 in]
Mating Tab Thickness	.4 mm[.015 in]

Termination Features

Termination Method to Wire & Cable	Crimp
------------------------------------	-------

Mechanical Attachment

Connector Mounting Type	Cable Mount (Free-Hanging)
-------------------------	----------------------------

Housing Features

Housing Color	Black
---------------	-------

Usage Conditions

Operating Temperature (Max)	105 °C[221 °F]
Operating Temperature Range	-40 – 105 °C[-40 – 221 °F]

Operation/Application

Shielded	No
Circuit Application	Signal

Other

Connector Position Assurance Capable	No
--------------------------------------	----

Product Compliance

For compliance documentation, visit the product page on [TE.com](#)>

EU RoHS Directive 2011/65/EU	Compliant
EU ELV Directive 2000/53/EC	Compliant
China RoHS 2 Directive MIIT Order No 32, 2016	No Restricted Materials Above Threshold
EU REACH Regulation (EC) No. 1907/2006	Current ECHA Candidate List: JAN 2025 (247) Candidate List Declared Against: JUNE 2024 (241) Does not contain REACH SVHC
Halogen Content	Low Halogen - Br, Cl, F, I < 900 ppm per homogenous material. Also BFR/CFR/PVC Free
Solder Process Capability	Not reviewed for solder process capability


Product Compliance Disclaimer

This information is provided based on reasonable inquiry of our suppliers and represents our current actual knowledge based on the information they provided. This information is subject to change. The part numbers that TE has identified as EU RoHS compliant have a maximum concentration of 0.1% by weight in homogenous materials for lead, hexavalent




chromium, mercury, PBB, PBDE, DBP, BBP, DEHP, DIBP, and 0.01% for cadmium, or qualify for an exemption to these limits as defined in the Annexes of Directive 2011/65/EU (RoHS2). Finished electrical and electronic equipment products will be CE marked as required by Directive 2011/65/EU. Components may not be CE marked. Additionally, the part numbers that TE has identified as EU ELV compliant have a maximum concentration of 0.1% by weight in homogenous materials for lead, hexavalent chromium, and mercury, and 0.01% for cadmium, or qualify for an exemption to these limits as defined in the Annexes of Directive 2000/53/EC (ELV). Regarding the REACH Regulation, the information TE provides on SVHC in articles for this part number is based on the latest European Chemicals Agency (ECHA) 'Guidance on requirements for substances in articles' posted at this URL: <https://echa.europa.eu/guidance-documents/guidance-on-reach>


Customers Also Bought




TE Part #1-1703930-2  
NANOMQS, RECEPTACLE TERMINAL




TE Part #2141360-2  
HANDHOLD, CRIMP BUSHING




TE Part #1-2236905-1  
NANO TAB 0.5X0.4, TERMINAL




TE Part #1-2298721-1  
4P, MATE-AX, SOC HSG ASSY, 180DEG, COD A




TE Part #2302452-2  
MATENET, FIXATION ELEMENT



TE Part #2302452-3  
MATENET, FIXATION ELEMENT



TE Part #4-2326900-3  
COAX, STMPD SOC CNTR TRMNL, 180DEG



TE Part #2397144-1  
Lidar Plug, side latch, cod A

TE Part #2430299-1  
SAIC PAB SQUIB AK2 90D CABLE ASSY

TE Part #2430299-2  
SAIC PAB SQUIB AK2 90D CABLE ASSY

Documents

Product Drawings  
Matenet inline 1p with clip, cod A  
English

CAD Files  
3D PDF  
3D  
Customer View Model  
ENG\_CVM\_CVM\_2394145-1\_A.2d\_dxf.zip



English

Customer View Model

[ENG\\_CVM\\_CVM\\_2394145-1\\_A.3d\\_igs.zip](#)

English

Customer View Model

[ENG\\_CVM\\_CVM\\_2394145-1\\_A.3d\\_stp.zip](#)

English

By downloading the CAD file I accept and agree to the [Terms and Conditions](#) of use.

Product Specifications

Application Specification

English