



Automotive Parts > Automotive Connector Accessories > Automotive Connector EMC Shielding



Connector Shielding Accessory Type: **Shield**

Primary Product Material: **Copper Alloy**

Features

Product Type Features

Sealable	No
Connector Shielding Accessory Type	Shield

Configuration Features

Number of Positions	2
---------------------	---

Body Features

Primary Product Material	Copper Alloy
--------------------------	--------------

Usage Conditions

Operating Temperature Range	-40 – 125 °C[-40 – 257 °F]
-----------------------------	----------------------------

Industry Standards

Industry Standard	USCAR
-------------------	-------

Product Compliance

[For compliance documentation, visit the product page on TE.com>](#)

EU RoHS Directive 2011/65/EU	Compliant
EU ELV Directive 2000/53/EC	Compliant
China RoHS 2 Directive MIIT Order No 32, 2016	No Restricted Materials Above Threshold
EU REACH Regulation (EC) No. 1907/2006	



Current ECHA Candidate List: JAN 2025
(247)
Candidate List Declared Against: JAN 2025
(247)
Does not contain REACH SVHC

Halogen Content	Low Halogen - Br, Cl, F, I < 900 ppm per homogenous material. Also BFR/CFR/PVC Free
Solder Process Capability	Not reviewed for solder process capability

Product Compliance Disclaimer

This information is provided based on reasonable inquiry of our suppliers and represents our current actual knowledge based on the information they provided. This information is subject to change. The part numbers that TE has identified as EU RoHS compliant have a maximum concentration of 0.1% by weight in homogenous materials for lead, hexavalent chromium, mercury, PBB, PBDE, DBP, BBP, DEHP, DIBP, and 0.01% for cadmium, or qualify for an exemption to these limits as defined in the Annexes of Directive 2011/65/EU (RoHS2). Finished electrical and electronic equipment products will be CE marked as required by Directive 2011/65/EU. Components may not be CE marked. Additionally, the part numbers that TE has identified as EU ELV compliant have a maximum concentration of 0.1% by weight in homogenous materials for lead, hexavalent chromium, and mercury, and 0.01% for cadmium, or qualify for an exemption to these limits as defined in the Annexes of Directive 2000/53/EC (ELV). Regarding the REACH Regulations, TE’s information on SVHC in articles for this part number is still based on the European Chemical Agency (ECHA) ‘Guidance on requirements for substances in articles’(Version: 2, April 2011), applying the 0.1% weight on weight concentration threshold at the finished product level. TE is aware of the European Court of Justice ruling of September 10th, 2015 also known as O5A (Once An Article Always An Article) stating that, in case of ‘complex object’, the threshold for a SVHC must be applied to both the product as a whole and simultaneously to each of the articles forming part of its composition. TE has evaluated this ruling based on the new ECHA “Guidance on requirements for substances in articles” (June 2017, version 4.0) and will be updating its statements accordingly.

Compatible Parts




TE Part # CAT-AI5-DHPHAR
DT Highspeed Connector headers




TE Part # 9-2370714-1
CU ALLOY,SHIELD ASSY,CONN HSG,
DATA DT


Also in the Series | DEUTSCH DT Highspeed




Automotive Connector EMC Shielding
(6)




Automotive Housings(6)



Automotive Seals & Cavity Plugs(3)



Infotainment & Multimedia Cable
Assemblies(15)



Other Automotive Connector Accessories(7)

Customers Also Bought



TE Part #DT04-12PB-P026
REC, 12P, BLK, BUSBAR 2X6, NICKEL, B



TE Part #T4171010005-001
M12,REAR MOUNTING,MALE,A,5P,0.2 M WIRE



TE Part #CAT-D48-ST273
DEUTSCH Solid Contacts



TE Part #CAT-J41-DDPC
DEUTSCH DT Plug Connectors



TE Part #WM-4S
WEDGE LOCK, 4P, PLG, ORG, DTM



TE Part #T4073014041-001
M8.FMLE.PNLFRONT.4POS.STR WIRE



TE Part #1544316-1
JOINT VERT G2



TE Part #2289243-1
WS-35-001, SEAL, GRN, 10.59-11.59, DTSK

Documents

Product Drawings

HDR SUB ASSY,2POS,PIN DIA 1.0,90 DEG

English

HDR SUB ASSY,2POS,PIN DIA 1.0,90 DEG

English

CAD Files

Customer View Model

ENG_CVM_CVM_2386215-1_A.2d_dxf.zip

English

Customer View Model

ENG_CVM_CVM_2386215-1_A.3d_stp.zip

English

Customer View Model

ENG_CVM_CVM_2386215-1_A.3d_igs.zip

English

3D PDF



3D

By downloading the CAD file I accept and agree to the [Terms and Conditions](#) of use.

Product Specifications

Application Specification

English