




Automotive Parts > Automotive Connectors > Data Connectivity Headers



Connector System: **Cable-to-Board, Wire-to-Board**

Sealable: **No**

Shielded: **Yes**

PCB Mount Orientation: **Vertical**

Number of Positions: **1**

Features

Product Type Features

Connector & Contact Terminates To	Printed Circuit Board
Connector System	Cable-to-Board, Wire-to-Board
Sealable	No

Configuration Features

Number of Rows	1
PCB Mount Orientation	Vertical
Number of Positions	1

Body Features

Connector & Keying Code	A
-------------------------	---

Contact Features

Contact Mating Area Plating Material	Silver (Ag)
Mating Pin Diameter	.4 mm[.01 in]
Contact Current Rating (Max)	3 A

Termination Features

--	--



Termination Method to PCB	Through Hole - Solder
---------------------------	-----------------------

Mechanical Attachment

Connector Mounting Type	Board Mount
-------------------------	-------------

Housing Features

Housing Color	Jet Black
---------------	-----------

Usage Conditions

Operating Temperature (Max)	105 °C[221 °F]
Operating Temperature Range	-40 – 105 °C[-40 – 221 °F]

Operation/Application

Shielded	Yes
Circuit Application	Signal

Industry Standards

UL Flammability Rating	UL 94HB
------------------------	---------

Product Compliance

For compliance documentation, visit the product page on TE.com>

EU RoHS Directive 2011/65/EU	Compliant
EU ELV Directive 2000/53/EC	Compliant
China RoHS 2 Directive MIIT Order No 32, 2016	No Restricted Materials Above Threshold
EU REACH Regulation (EC) No. 1907/2006	Current ECHA Candidate List: JAN 2025 (247) Candidate List Declared Against: JAN 2025 (247) Does not contain REACH SVHC
Halogen Content	Low Halogen - Br, Cl, F, I < 900 ppm per homogenous material. Also BFR/CFR/PVC Free
Solder Process Capability	Not reviewed for solder process capability











Product Compliance Disclaimer

This information is provided based on reasonable inquiry of our suppliers and represents our current actual knowledge based on the information they provided. This information is subject to change. The part numbers that TE has identified as EU RoHS compliant have a maximum concentration of 0.1% by weight in homogenous materials for lead, hexavalent chromium, mercury, PBB, PBDE, DBP, BBP, DEHP, DIBP, and 0.01% for cadmium, or qualify for an exemption to these limits as defined in the Annexes of Directive 2011/65/EU (RoHS2). Finished electrical and electronic equipment products will be CE marked as required by Directive 2011/65/EU. Components may not be CE marked. Additionally, the part numbers that TE has identified as EU ELV compliant have a maximum concentration of 0.1% by weight in homogenous materials for lead, hexavalent chromium, and mercury, and 0.01% for cadmium, or qualify for an exemption to these limits as defined in the Annexes of Directive 2000/53/EC (ELV). Regarding the REACH Regulations, TE’s information on SVHC in articles for this part number is still based on the European Chemical Agency (ECHA) ‘Guidance on requirements for



substances in articles’(Version: 2, April 2011), applying the 0.1% weight on weight concentration threshold at the finished product level. TE is aware of the European Court of Justice ruling of September 10th, 2015 also known as O5A (Once An Article Always An Article) stating that, in case of ‘complex object’, the threshold for a SVHC must be applied to both the product as a whole and simultaneously to each of the articles forming part of its composition. TE has evaluated this ruling based on the new ECHA “Guidance on requirements for substances in articles” (June 2017, version 4.0) and will be updating its statements accordingly.

## Customers Also Bought

 <p>TE Part #2315834-2 6POS,HSD DIA 0.6,HDR ASSY,90DEG, COD B</p>	 <p>TE Part #2320179-1 8POS,TAB0.63X0.63,HDR ASSY, 180DEG,SLDR</p>	 <p>TE Part #2320179-2 8POS,TAB0.63X0.63,HDR ASSY, 180DEG,SLDR</p>	 <p>TE Part #1-2357501-1 2P MATE-AX,HDR ASSY,180DEG,COD A,CAP</p>
 <p>TE Part #2374901-1 GEMnet HDR, ASSY, 1P, 90deg,COD A</p>	 <p>TE Part #1-2401924-1 MATEnet 1P vertical header with cap</p>	 <p>TE Part #2418049-1 ADAPTOR SMB TO FAKRA,ASSY, 180DEG,COD A</p>	 <p>TE Part #2306247-2 32POS,TAB0.63X0.63,HDR ASSY, 180DEG,SLDR</p>
 <p>TE Part #2322651-3 4POS,0.50,HDR ASSY,180DEG,COD C</p>	 <p>TE Part #2356619-1 32POS,TAB0.64X0.64,HDR ASSY, 90DEG,SMD</p>		

## Documents

### Product Drawings

1P MATE-AX HDR,ASSY , 180deg,COD A

English

### CAD Files

Customer View Model

ENG\_CVM\_CVM\_2380600-1\_A.2d\_dxf.zip

English

Customer View Model

ENG\_CVM\_CVM\_2380600-1\_A.3d\_stp.zip

English

Customer View Model



[ENG\\_CVM\\_CVM\\_2380600-1\\_A.3d\\_igs.zip](#)

English

[3D PDF](#)

3D

By downloading the CAD file I accept and agree to the [Terms and Conditions](#) of use.

**Product Specifications**

[Product Specification](#)

English