




Automotive Parts > Automotive Connectors > Data Connectivity Housings



Connector System: Wire-to-Board, Wire-to-Wire

Sealable: No

Cable Exit Angle: 180°

Number of Positions: 12

Connector & Keying Code: Z

Features

Product Type Features

Primary Locking Feature	On the Terminal
Connector & Contact Terminates To	Wire & Cable
Connector System	Wire-to-Board, Wire-to-Wire
Sealable	No
Connector & Housing Type	Housing for Female Terminals

Configuration Features

Number of Rows	2
Number of Positions	12

Electrical Characteristics

Nominal Voltage Architecture	60 V
------------------------------	------

Body Features

Cable Exit Angle	180°
Connector & Keying Code	Z

Contact Features

Mating Tab Width	.5 mm[.02 in]
------------------	---------------



Mating Tab Thickness	.4 mm[.015 in]
Termination Features	
Termination Method to Wire & Cable	Crimp
Mechanical Attachment	
Connector Mounting Type	Cable Mount (Free-Hanging)
Housing Features	
Housing Color	Water Blue
Centerline (Pitch)	1.8 mm[.07 in]
Usage Conditions	
Operating Temperature (Max)	105 °C[221 °F]
Operating Temperature Range	-40 – 105 °C[-40 – 221 °F]
Operation/Application	
Shielded	No
Other	
Connector Position Assurance Capable	No

Product Compliance

[For compliance documentation, visit the product page on TE.com>](#)

EU RoHS Directive 2011/65/EU	Compliant
EU ELV Directive 2000/53/EC	Compliant
China RoHS 2 Directive MIIT Order No 32, 2016	No Restricted Materials Above Threshold
EU REACH Regulation (EC) No. 1907/2006	Current ECHA Candidate List: JAN 2025 (247) Candidate List Declared Against: JAN 2025 (247) Does not contain REACH SVHC
Halogen Content	BFR/CFR/PVC Free, but Br/Cl >900 ppm in other sources.
Solder Process Capability	Not applicable for solder process capability


Product Compliance Disclaimer

This information is provided based on reasonable inquiry of our suppliers and represents our current actual knowledge based on the information they provided. This information is subject to change. The part numbers that TE has identified as EU RoHS compliant have a maximum concentration of 0.1% by weight in homogenous materials for lead, hexavalent chromium, mercury, PBB, PBDE, DBP, BBP, DEHP, DIBP, and 0.01% for cadmium, or qualify for an exemption to these limits as defined in the Annexes of Directive 2011/65/EU (RoHS2). Finished electrical and electronic equipment products will be CE marked as required by Directive 2011/65/EU. Components may not be CE marked. Additionally, the part




numbers that TE has identified as EU ELV compliant have a maximum concentration of 0.1% by weight in homogenous materials for lead, hexavalent chromium, and mercury, and 0.01% for cadmium, or qualify for an exemption to these limits as defined in the Annexes of Directive 2000/53/EC (ELV). Regarding the REACH Regulation, the information TE provides on SVHC in articles for this part number is based on the latest European Chemicals Agency (ECHA) ‘Guidance on requirements for substances in articles’ posted at this URL: <https://echa.europa.eu/guidance-documents/guidance-on-reach>

Compatible Parts




TE Part # 2339800-9  
MATENET 2X3 HEADER, 90DEG, CODE Z




TE Part # 9-2332116-9  
MATENET,HDR ASSY,90DEG,COD Z


Customers Also Bought




TE Part #114017-ZZ  
SEALING PLUG, SIZE 12/16, WHT




TE Part #CAT-D48-ST273  
DEUTSCH Solid Contacts



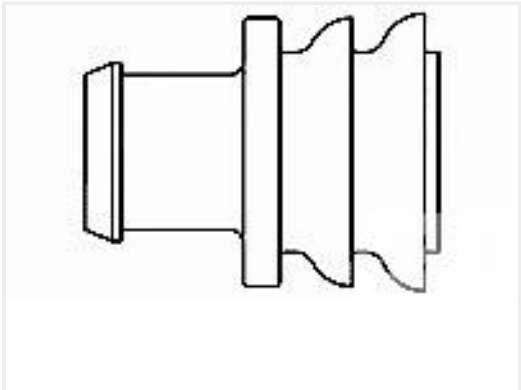
TE Part #CAT-D487-W416  
Wedgelocks: DEUTSCH DT




TE Part #DT06-2S  
PLG, 2P, GRY, N



TE Part #DT04-2P  
REC, 2P, GRY, N



TE Part #281934-2  
SINGLE WIRE SEAL



TE Part #CAT-AM71-CH8172  
AMP SUPERSEAL 1.5MM, CONNECTOR HOUSING

Documents

Product Drawings

2X3 PORT PLUG,MATENET,HDR ASSY,COD Z

English

CAD Files

3D PDF

3D

Customer View Model

ENG\_CVM\_CVM\_2333538-9\_A.2d\_dxf.zip

English



Customer View Model

[ENG\\_CVM\\_CVM\\_2333538-9\\_A.3d\\_igs.zip](#)

English

Customer View Model

[ENG\\_CVM\\_CVM\\_2333538-9\\_A.3d\\_stp.zip](#)

English

By downloading the CAD file I accept and agree to the [Terms and Conditions](#) of use.

Product Specifications

[Application Specification](#)

English