




Relays & Contactors > Electromechanical Relays



Relay & Contactor Type: **Reed Relay**
Coil Magnetic System: **Monostable**
Contact Arrangement: **1 Form C SPDT-CO**
Current Type: **DC**
Contact Current Rating: **3 A**

Features

Product Type Features

Relay & Contactor Type	Reed Relay
------------------------	------------

Configuration Features

Relay Options	Power Switching
Contact Number of Poles	1
Contact Arrangement	1 Form C SPDT-CO

Electrical Characteristics

Contact Limiting Short-Time Current	3 A
Contact Limiting Making Current	3 A
Contact Limiting Continuous Current	3 A
Contact Limiting Breaking Current	3 A
Insulation Initial Dielectric Between Open Contacts	750 Vrms
Contact Switching Voltage (Max)	125 VAC
Contact Switching Load (Min)	10mA @ .02V
Coil Resistance	320 Ω
Insulation Initial Resistance	1000000 MΩ
Contact Current Rating	3 A
Coil Voltage Rating	12 VDC
Coil Power Rating DC	.206 W



Insulation Initial Dielectric Between Contacts & Coil	1000 Vrms
---	-----------

Body Features

Product Weight	4 g[.141 oz]
Enclosure Type	Flux Resistant Automatic Solder Capable & Washable

Contact Features

Contact Material	AgNi
------------------	------

Termination Features

Main Termination & Connection Type	Solder Pins
Coil Termination & Connection Type	Solder Pins

Mechanical Attachment

Product Mount Type	Board Mount
--------------------	-------------

Dimensions

Product Width	10 mm[.394 in]
Product Length	15.4 mm[.606 in]
Product Height	11.5 mm[.452 in]

Usage Conditions

Operating Temperature Range	-40 – 85 °C[-40 – 185 °F]
Environmental Category of Protection	RTIII
Environmental Ambient Temperature (Max)	85 °C[185 °F]

Operation/Application

Solder Process	Wave Solder Capable
Performance Type	Sensitive
Coil Magnetic System	Monostable
Current Type	DC

Packaging Features

Packaging Method	Box & Tube, Tube
------------------	------------------

Other

Coil Power Rating Class	>.2 – ≤.3 W
Contact Current Class	≤2 A
Height Class (Mechanical)	>11 – ≤14 mm[>.433 – ≤.551 in]
Length Class (Mechanical)	>11 – ≤16 mm[>.433 – ≤.63 in]



Width Class (Mechanical)	>7 – ≤11 mm[>.276 – ≤.433 in]
--------------------------	-------------------------------

Product Compliance


For compliance documentation, visit the product page on TE.com>

EU RoHS Directive 2011/65/EU	Compliant
EU ELV Directive 2000/53/EC	Compliant
China RoHS 2 Directive MIIT Order No 32, 2016	No Restricted Materials Above Threshold
EU REACH Regulation (EC) No. 1907/2006	Current ECHA Candidate List: JAN 2025 (247) Candidate List Declared Against: JAN 2025 (247) Does not contain REACH SVHC
Halogen Content	Low Halogen - Br, Cl, F, I < 900 ppm per homogenous material. Also BFR/CFR/PVC Free
Solder Process Capability	Wave solder capable to 265°C


Product Compliance Disclaimer

This information is provided based on reasonable inquiry of our suppliers and represents our current actual knowledge based on the information they provided. This information is subject to change. The part numbers that TE has identified as EU RoHS compliant have a maximum concentration of 0.1% by weight in homogenous materials for lead, hexavalent chromium, mercury, PBB, PBDE, DBP, BBP, DEHP, DIBP, and 0.01% for cadmium, or qualify for an exemption to these limits as defined in the Annexes of Directive 2011/65/EU (RoHS2). Finished electrical and electronic equipment products will be CE marked as required by Directive 2011/65/EU. Components may not be CE marked. Additionally, the part numbers that TE has identified as EU ELV compliant have a maximum concentration of 0.1% by weight in homogenous materials for lead, hexavalent chromium, and mercury, and 0.01% for cadmium, or qualify for an exemption to these limits as defined in the Annexes of Directive 2000/53/EC (ELV). Regarding the REACH Regulation, the information TE provides on SVHC in articles for this part number is based on the latest European Chemicals Agency (ECHA) ‘Guidance on requirements for substances in articles’ posted at this URL: <https://echa.europa.eu/guidance-documents/guidance-on-reach>

Compatible Parts



TE Part # 4-1419172-4
[V23101D 6A301](#)



TE Part # 3-1393779-7
[V23101D 107A301](#)

Also in the Series | [Axicom W11 Relay V23101](#)

A collection of various DC relays, including a large silver one, a smaller silver one, and a black one with pins.

DC Relays(25)

A collection of various electromechanical relays, including a large black one, a small orange one, and a small blue one.

Electromechanical Relays(25)

A collection of various reed relays, including a black one with pins and a smaller black one.

Reed Relays(25)

Customers Also Bought

A black rectangular antenna component with gold pins.

TE Part #ANT-433-USP410
Antenna uSP PCB RPC 410 433MHz
SMT T&R

A black cylindrical component with a silver pin.

TE Part #766146-000
D-150-0170

An orange rectangular component with pins.

TE Part #4-1393243-6
RT424A12

A black rectangular component with pins.

TE Part #1461402-4
OJE-SH-105HM,000

A small beige component with pins.

TE Part #1462039-4
IM13GR=IM RELAY 100mW 5V

A small blue component with pins.

TE Part #1622769-1
LR2 1% 620R

A small green component with pins.

TE Part #2-1623730-4
BCHE 4 W 68R 5%

A small green component with pins.

TE Part #2176087-9
RP 1J 0.166W 82R5 0.1% 25PPM 1K RL

A small beige component with pins.

TE Part #2-2176245-7
CRGS1206 5% 150R

A blue and yellow extraction tool.

TE Part #2-1579008-3
EXTRACTION TOOL

Documents

- Customer View Model
[ENG_CVM_CVM_1422037-2_B1.3d_igs.zip](#)
English
- Customer View Model
[ENG_CVM_CVM_1422037-2_B1.3d_stp.zip](#)
English
- Customer View Model
[ENG_CVM_CVM_1422037-2_B1.2d_dxf.zip](#)



English

[3D PDF](#)

3D

By downloading the CAD file I accept and agree to the [Terms and Conditions](#) of use.

[Product Specification](#)

English

[Definitions](#) [General Purpose Relays](#)

English