



Wire Protection & Management > Interconnect Devices > SolderSleeve Shield Terminators



Operating Temperature (Max): 150 °C [302 °F]

Expanded Inside Diameter (Min): 6.99 mm [.275 in]

Recovered Inside Diameter (Max): 2.54 mm [.1 in]

Pre-Installed Lead: Yes

Resistance Properties: Immersion Protection

Features

Product Type Features

Temperature Indicator	Yes
Interconnect Device Splice Type	Shield Terminator
Temperature Indicator Type	Fusible Ring

Configuration Features

Pre-Installed Lead Type	Braid Strap
Pre-Installed Lead	Yes

Body Features

Lead Stranding	40x38 AWG
Lead Plating Material	Nickel

Dimensions

Compatible Jacket Diameter Range	7 mm[.276 in]
Product Length	19.1 mm[.75 in]
Shield Outside Diameter (Min)	4.3 mm[.17 in]
Pre-Installed Lead Wire Size	754 CMA
Dielectric Outside Diameter (Max)	2.5 mm[.1 in]
Expanded Inside Diameter (Min)	6.99 mm[.275 in]
Recovered Inside Diameter (Max)	2.54 mm[.1 in]

Usage Conditions

--



Operating Temperature (Max)	150 °C[302 °F]
Resistance Properties	Immersion Protection
Wire Temperature (Max)	125 °C

Industry Standards

MIL/NAS Specification (MIL-S-83519, NAS-1747)	No
Government Qualified	No

Product Compliance

For compliance documentation, visit the product page on TE.com>

EU RoHS Directive 2011/65/EU	Not Compliant
EU ELV Directive 2000/53/EC	Not Compliant
China RoHS 2 Directive MIIT Order No 32, 2016	Restricted Materials Above Threshold
EU REACH Regulation (EC) No. 1907/2006	Current ECHA Candidate List: JAN 2025 (247) Candidate List Declared Against: JAN 2025 (247) SVHC > Threshold: Pb (37% in Solder) Article Safe Usage Statements: Do not eat, drink or smoke when using this product. Wash thoroughly after handling. Recycle if possible and dispose of the article by following all applicable governmental regulations relevant to your geographic location.
Halogen Content	Low Bromine/Chlorine - Br and Cl < 900 ppm per homogenous material. Also BFR /CFR/PVC Free
Solder Process Capability	Not applicable for solder process capability

Product Compliance Disclaimer

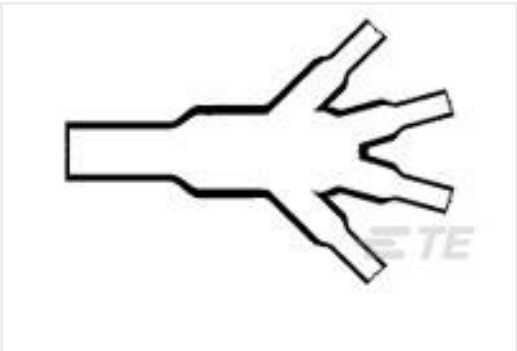
This information is provided based on reasonable inquiry of our suppliers and represents our current actual knowledge based on the information they provided. This information is subject to change. The part numbers that TE has identified as EU RoHS compliant have a maximum concentration of 0.1% by weight in homogenous materials for lead, hexavalent chromium, mercury, PBB, PBDE, DBP, BBP, DEHP, DIBP, and 0.01% for cadmium, or qualify for an exemption to these limits as defined in the Annexes of Directive 2011/65/EU (RoHS2). Finished electrical and electronic equipment products will be CE marked as required by Directive 2011/65/EU. Components may not be CE marked. Additionally, the part numbers that TE has identified as EU ELV compliant have a maximum concentration of 0.1% by weight in homogenous materials for lead, hexavalent chromium, and mercury, and 0.01% for cadmium, or qualify for an exemption to these limits as defined in the Annexes of Directive 2000/53/EC (ELV). Regarding the REACH Regulation, the information TE provides on SVHC in articles for this part number is based on the latest European Chemicals Agency (ECHA) ‘Guidance on requirements for substances in articles’ posted at this URL: <https://echa.europa.eu/guidance-documents/guidance-on-reach>

Compatible Parts



TE Part # EG8162-000
[HL1920E-230V-EURO](#)

Customers Also Bought



TE Part #210783-000
[562A067-25/225-0](#)



TE Part #D478613001
[100G1121-0.25-0/9-0](#)




TE Part #531872-000
[S03-05-R](#)



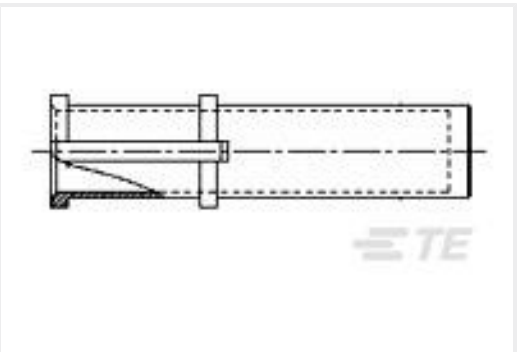
TE Part #160892-000
[TTVF100WE-100](#)



TE Part #CQ56513001
[100G0121-3.00-0/9](#)



TE Part #K1160357
[Relay 26-07-51-908](#)



TE Part #891926-000
[HEX07-AB](#)



TE Part #CP3368-000
[TTMS-MP-4.8-9](#)



TE Part #ES405E5M1374
[ES405E5M1374=RELAY](#)



TE Part #CP3369-000
[TTMS-MP-9.5-9](#)

Documents

Product Drawings

[SO63-5-01](#)

English

Datasheets & Catalog Pages

[1654025_Sec8_B-155_CWT_SO63_S01to03_SO96](#)

English

Product Specifications

[Product Specification](#)



English