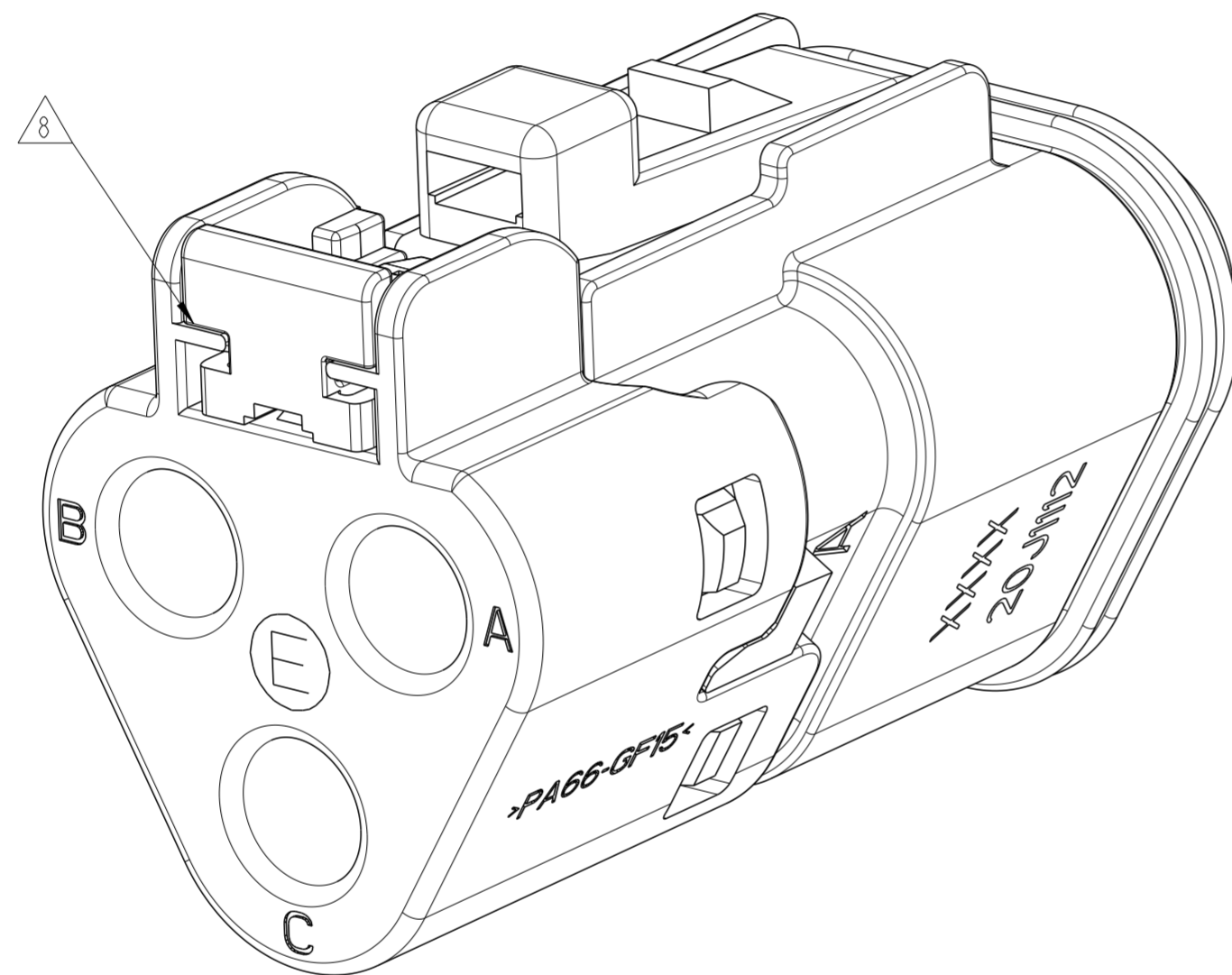


REVISIONS					
P	LTR	DESCRIPTION	DATE	DWN	APVD
	A	INITIAL RELEASE	11MAY2020	C.W	I.Y



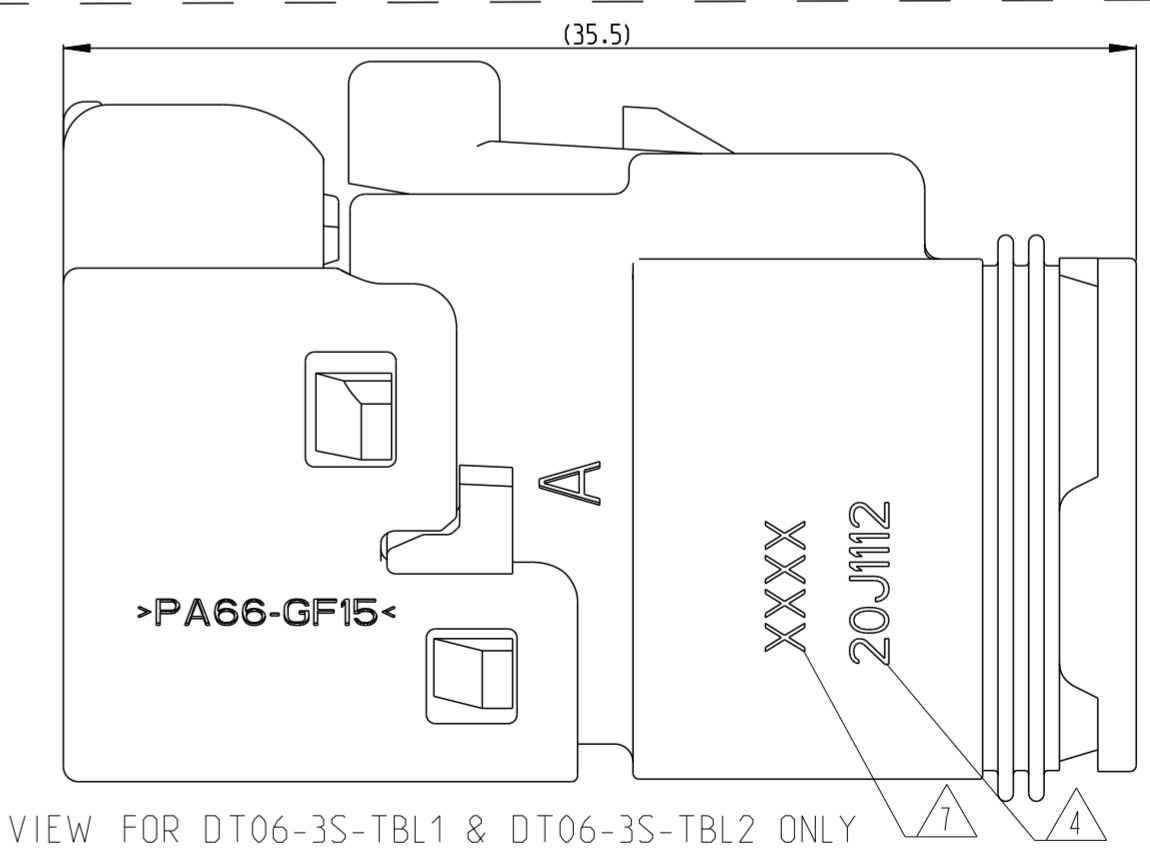
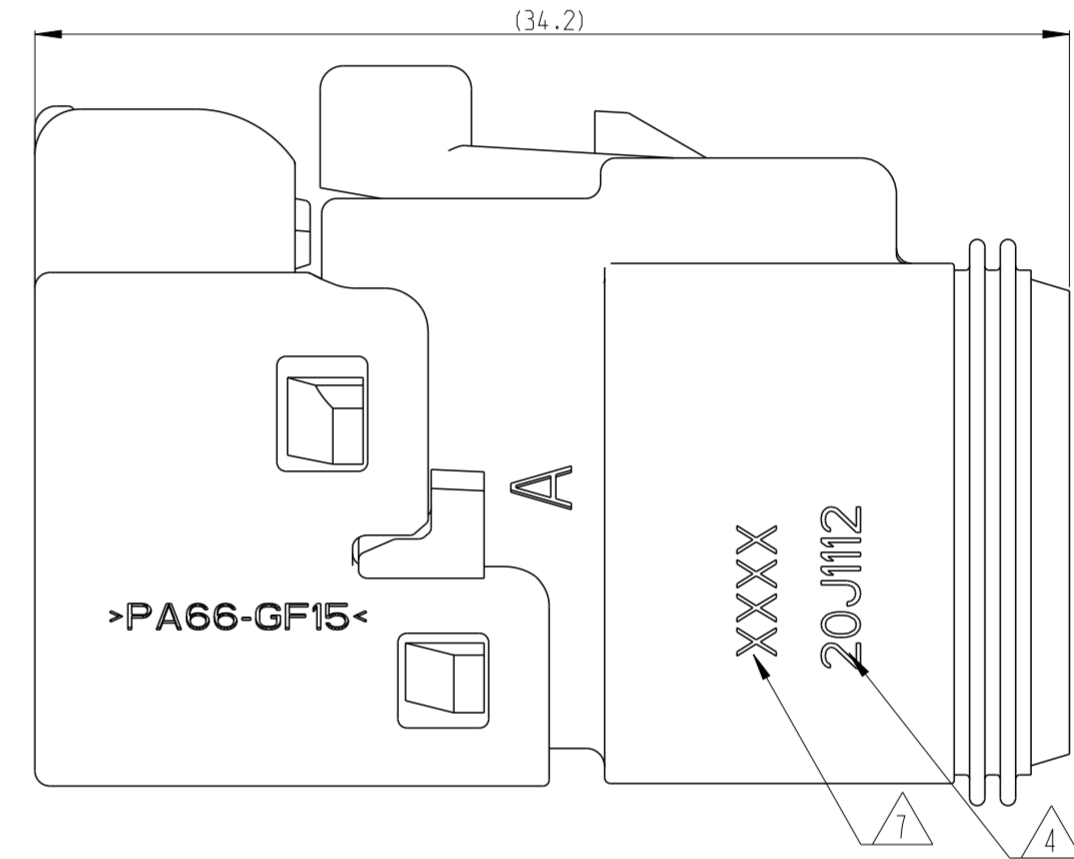
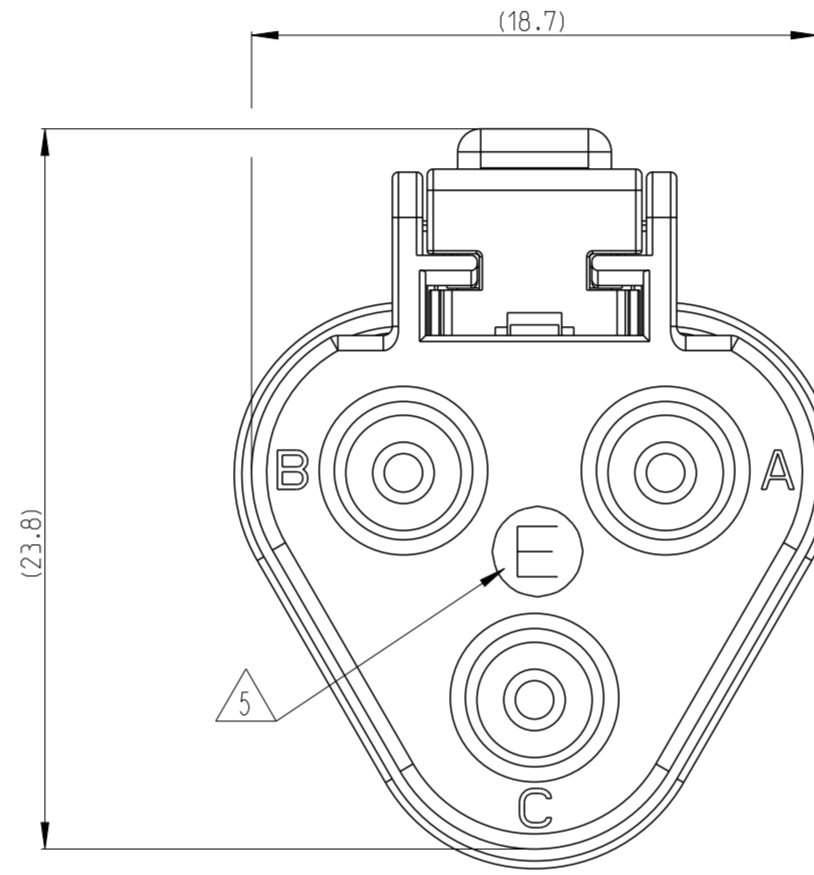
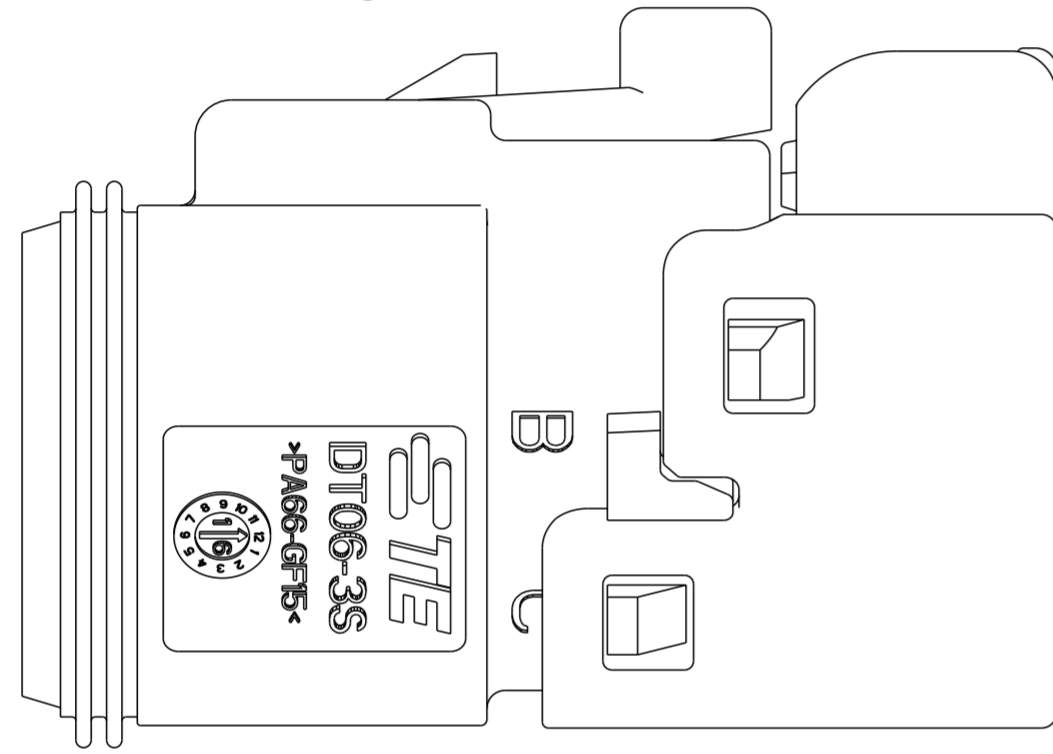
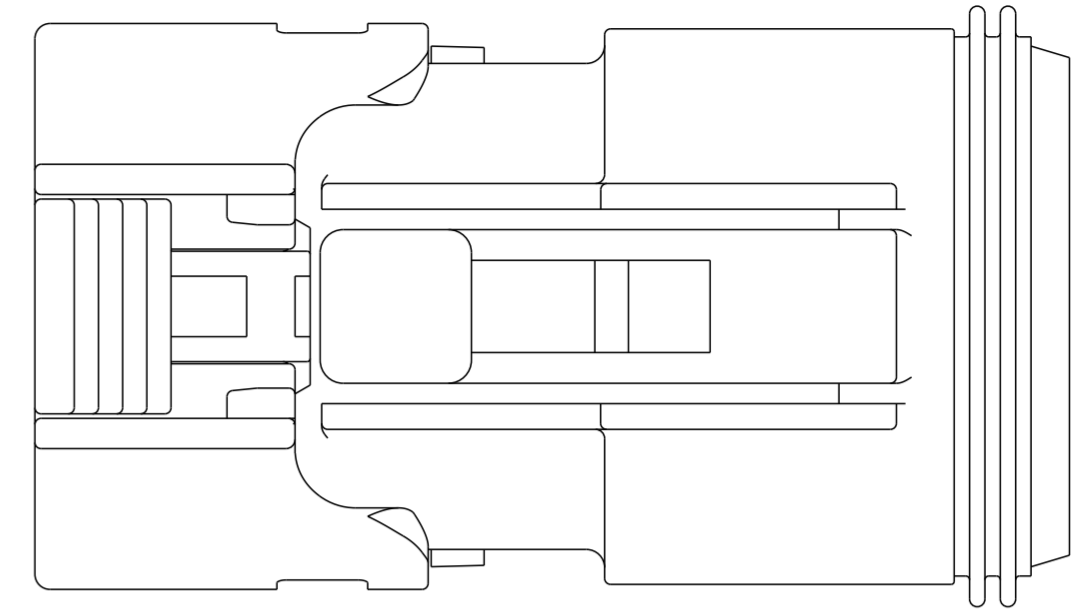
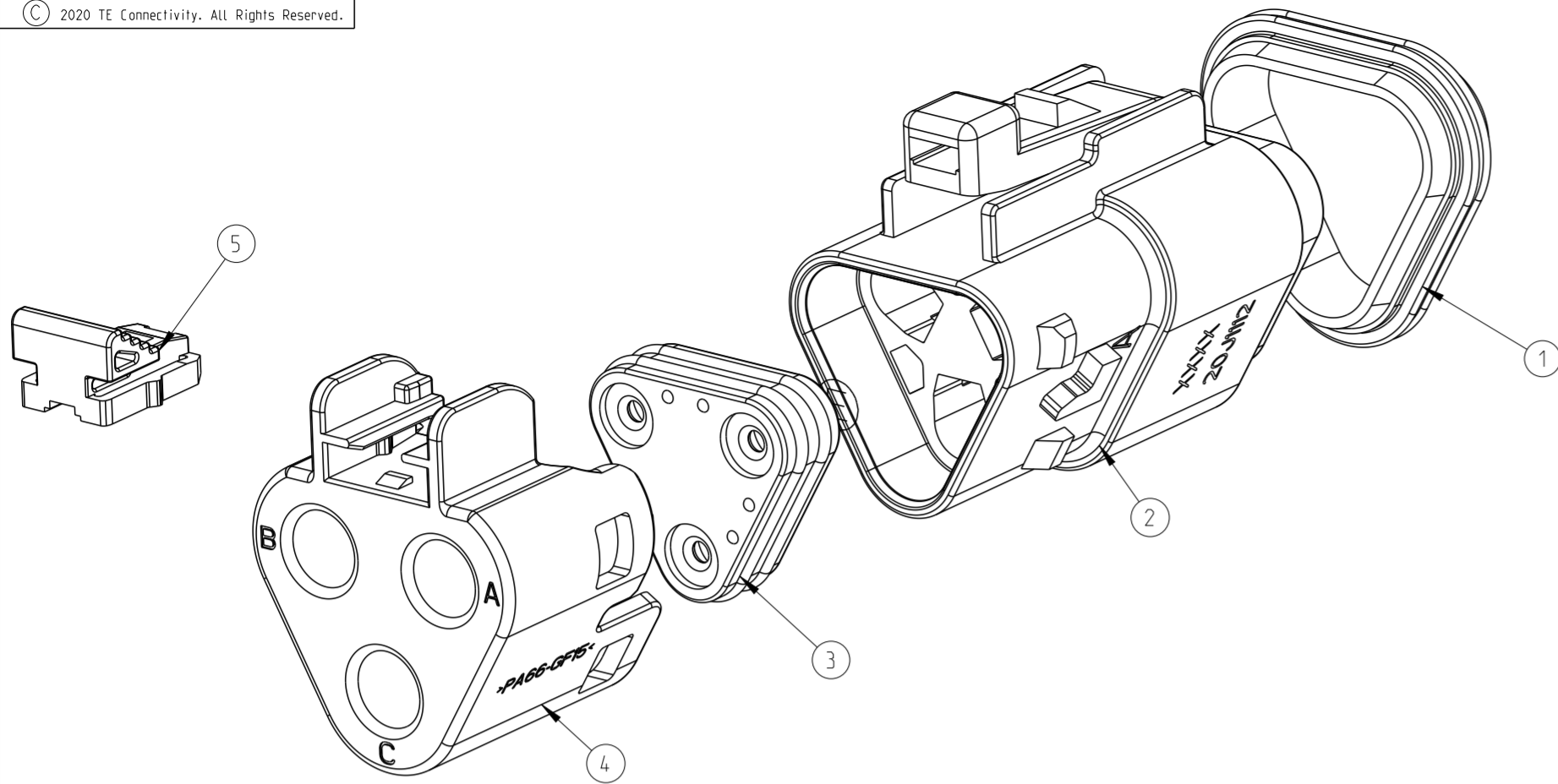
NOTES:

- SECONDARY WEDGE LOCK SOLD SEPARATELY: W 3SX-P012 RECOMMENDED.. WHERE X =A,B,C,D KEY CONFIGURATION.
- THIS PLUGS MATES WITH DT04-3P-XXXX RECEPTACLES AND ASSOCIATED DT13/15 AND DTF13/15 HEADERS, (XXXX = ALL MODIFICATIONS)
- MATERIAL: HOUSING&CAP: PA66 GF15, SEE TABLE FOR COLOR
LATCH LOCK: PBT GF15.RED
GROMMET: VMQ, SEE TABLE FOR COLOR
FRONT SEAL: VMQ(RED-ORANGE),EXCEPT TFL1 AND TFL2 ARE FVMQ,SEE TABLE FOR DETAIL
- DATE CODE: IDENTIFIES THE YEAR, MONTH, DAY AND HOUR OF ASSEMBLY.
YEAR: FIRST AND SECOND DIGITS. (17 = 2017)
MONTH:THIRD DIGIT, EXCLUDING 1. A = JAN, B = FEB,
C = MARCH ... (K = OCTOBER)
DAY: FOURTH AND FIFTH DIGITS (14 = 14th DAY)
HOUR:SIXTH AND SEVENTH DIGITS (11 = 11AM)
- "E" IDENTIFIES E-SEAL.
- FOR CONTACTS AND WIRE PERFORMANCE AND APPLICATION CHARACTERISTICS SEE CUSTOMER DRAWING 0425-015-0000.
- XXXX IDENTIFIES THE MODIFICATION NUMBER, IF APPLICABLE. EXAMPLE: "TEL1" FOR DT06-3S-TEL1.
- PULL LATCH LOCK COMPONENT TO PRE-LOCK POSITION AS SHOWN BEFORE MATING WITH TAB HOUSING/HEAD CONNECTOR IN CASE OF LATCH LOCK BEING HIT TO END-LOCK POSITION DURING TRANSPORTATION.

CONTACT SIZE	WIRE RANGE	SEALING RANGE	SEAL IDENTIFICATION
#16	14-20AWG (2.5-0.5mm ²)	.088-.145 [2.23-3.68]	STANDARD SEAL N-SEAL
		.053-.120 [1.35-3.05]	EXTRA THIN SEAL E-SEAL

THIS DRAWING IS A CONTROLLED DOCUMENT.		DWN C.WAN 16MAR2020			
DIMENSIONS: mm		CHK E.JIANG 16MAR2020			
TOLERANCES UNLESS OTHERWISE SPECIFIED:		APVD I.YIN 16MAR2020	NAME DT SERIES. SNAP CAPS WITH LATCH LOCK 3 WAY PLUG, DT06-3S-TXLX		
0 PLC ±		PRODUCT SPEC 108-151009	SIZE	CAGE CODE	DRAWING NO
1 PLC ±		APPLICATION SPEC 114-151009	A2	00779	C-2370703
2 PLC ±		WEIGHT	RESTRICTED TO		
3 PLC ±			SCALE 4:1 SHEET 1 OF 2 REV A		
4 PLC ±					
ANGLES ±					
FINISH					
-3 finish_spec_2					
		CUSTOMER DRAWING			

P	LTR	DESCRIPTION	DATE	DWN	APVD



QTY. REQUEST PER ASSY						COLOR	MATERIAL	DESCRIPTION	ITEM NO
1	1	1	1	1	1	GREEN	PBT-GF30	WEDGE LOCK	6
1	1	1	1	1	1	RED	PBT-GF15	LATCH LOCK	5
1	1	1	1	1	1	GREY	PA-GF15	STD CAP	4
1	1	1	1	1	1	BLACK	PA-GF15	STD CAP	
1	1	1	1	1	1	ORANGE	VMQ	GROMMET,BLOCKED	3
1	1	1	1	1	1	BURNT RED	VMQ	GROMMET,E-SEAL	
1	1	1	1	1	1	ORANGE-RED	VMQ	GROMMET,N-SEAL	
1	1	1	1	1	1	GREY	PA-GF15	HOUSING	2
1	1	1	1	1	1	BLACK	PA-GF15	HOUSING	
1	1	1	1	1	1	ORANGE	SILICONE	FRONT SEAL	1
QTY. REQUEST PER ASSY						COLOR	MATERIAL	DESCRIPTION	ITEM NO
8.23	7.35	7.35	8.23	7.35	7.35	WEIGHT OF EACH ASSY NO. (g)			
A	A	A	A	A	A	REVISION OF EACH ASSY NO.			
DT06-3S-TBL2	DT06-3S-TEL2	DT06-3S-TNL2	DT06-3S-TBL1	DT06-3S-TNL1	DT06-3S-TEL1	ALIAS			
2--3	2--2	2--1	1--3	1--2	1--1	TE PN			
DT06-3S-CP01	DT06-3S-CE05	DT06-3S-E005-EP06	DT06-3S-C017	DT06-3S-E003-EP04	DT06-3S-CE01	COMPARABLE PART			

THIS DRAWING IS A CONTROLLED DOCUMENT.		DWN C. WAN 16MAR2020	 TE Connectivity
		CHK E. JIANG 16MAR2020	
DIMENSIONS: mm		APVD J. LYIN 16MAR2020	NAME DT SERIES. SNAP CAPS WITH LATCH LOCK 3 WAY PLUG, DT06-3S-TXLX
TOLERANCES UNLESS OTHERWISE SPECIFIED:		PRODUCT SPEC 108-151009	SIZE A2
0 PLC ±		APPLICATION SPEC 114-151009	CAGE CODE 00779
1 PLC ±		WEIGHT -	DRAWING NO C-2370703
2 PLC ±		MATERIAL -	RESTRICTED TO
3 PLC ±		FINISH finish_spec_2	SCALE 4:1
4 PLC ±			SHEET 2 OF 2
ANGLES ±			REV A
CUSTOMER DRAWING			