

## Straight screw-lock plug for bend relief

Size 00, IP6K8 / IP6K9K, Coding D (green), 7 contacts, Pins, Solder cup, Signal transmission



### Basic information

Part number	C1CWDM-P07XBC0-0000
Category	Connector
Type of connector	Plug
Assembly situation	Straight
Size	00

### Contact insert description

Transmission type	Signal
Number of contacts	7
Contact type	Pins
Contact diameter	0.3 mm
Termination type	Solder cup
Termination diameter	0.45 mm
Wire cross section AWG	AWG 28

Reverse gender on request

### Technical information

Nominal current single contact	1 A	IEC 60512-5-2:2002 (DIN EN 60512-5-2:2003)
Max. current insert	0.65 A	VDE 0298-4:2013
Test voltage	0.75 kV DC	EIA-364-20F:2019-02

All shown connectors are rated to a safety extra low voltage (SELV) of less than 50 V AC / 75 V DC, according to IEC 61140:2016 (VDE 0140-1:2016) Protection against electric shock - Common aspects for installation and equipment. In case other standards rule a specific use of the connector, the application specific safety criteria shall be considered first. In this context, lower voltage ratings may be valid. Warning: Danger to life for operating voltages above 50 V AC / 120 V DC!

### Cable description

Cable outlet	Overmolding
Min. cable diameter	3.2
Max. cable diameter	5

## Mechanical and environmental data

<b>Locking principle</b>	Screw-Lock
<b>Keying</b>	D
<b>Mating cycles</b>	5000
<b>IP class</b>	IP68 / IP6K9K
<b>Max. operating temperature</b>	125 °C
<b>Min. operating temperature</b>	-51 °C
<b>Weight</b>	3.44 g

\*IP protection class refers to mated condition

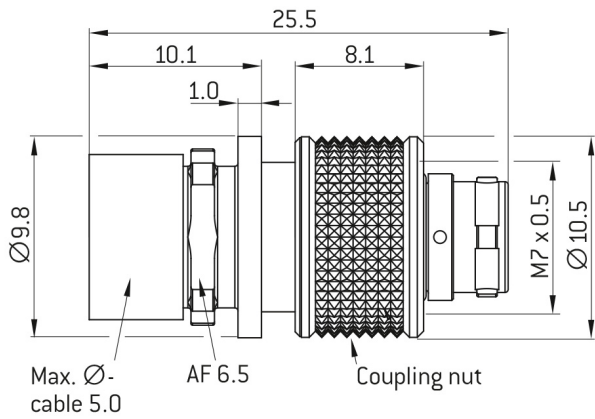
## Material and surface treatments

<b>Material</b>	Cu-alloy with ruthenium finish
<b>Insulator material</b>	PEEK
<b>Contact material</b>	Cu-alloy with gold finish


ODU reserves the right to make changes based on the current state of knowledge without prior notice without being obliged to provide replacement deliveries or refinements of older designs.

All shown connectors are defined without breaking capacity (COC) according to IEC 61984:2008 (VDE 0627:2009).

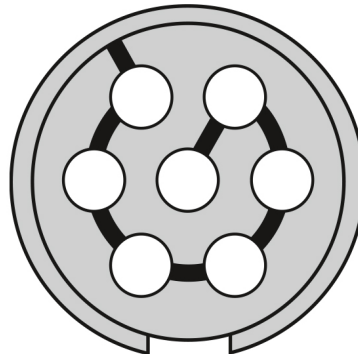
### DIMENSIONS:



### CODING:D



### POSITIONS: 7 positions



### Further technical information and downloads

[3D-File \[STP File\]](#)

[Assembly Instruction](#)

[Technical specifications](#)