

straight_screw_lock_plug_for_bend_relief

size_1_ip6k8_ip6k9k_coding_d_green_17_contacts_pins_solder_cup_data_transmission



Basic information

Part number	C11WDM-P17XMM0-0000
Category	connector
Type of connector	plug
Assembly situation	straight
Size	1

Contact insert description

Special features	data_transmission
Transmission type	HDMI® 1.4 (10.2 Gbit/s)
Number of contacts	17
Contact type	pins
Contact diameter	0.7 mm
Termination type	solder_cup
Termination diameter	0.45 mm
Wire cross section AWG	AWG 28; AWG 22

Technical information

Nominal current single contact	1 A	IEC 60512-5-2:2002 (DIN EN 60512-5-2:2003)
Test voltage	0.75 kV DC	EIA-364-20F:2019-02

Cable description

Cable outlet	overmolding
Min. cable diameter	3.2
Max. cable diameter	8.5

Mechanical and environmental data

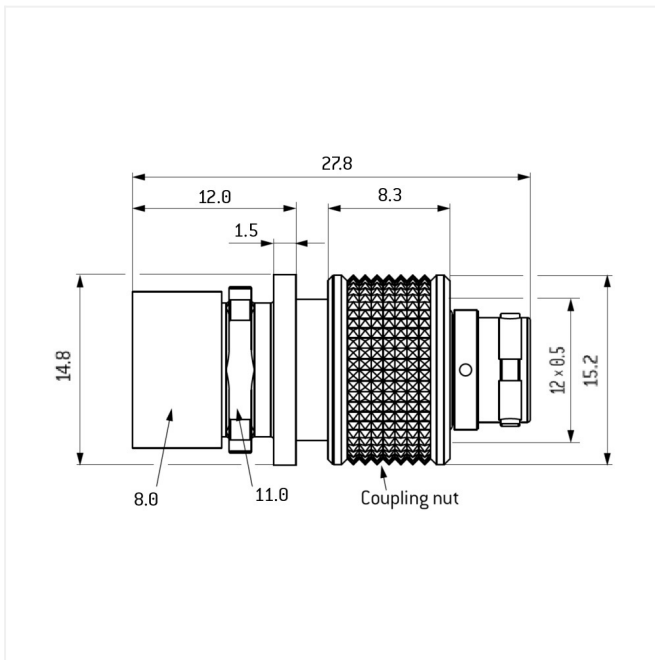
Locking principle	screw_lock
Keying	d
Mating cycles	5.000
IP class	IP68 / IP6K9K
Max. operating temperature	125 °C
Min. operating temperature	-51 °C
Weight	9.999 g

ip_protection_class_refers_to_mated_condition


Material and surface treatments

Material	cu_alloy_with_ruthenium_finish
Contact material	cu_alloy_with_gold_finish

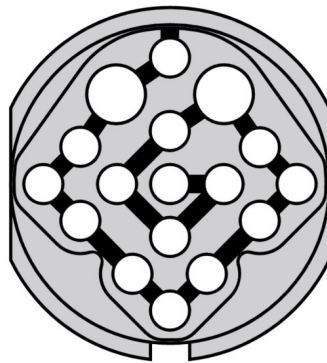
Graphics and technical drawings



CODING:D



17 Positions



Further technical information and downloads

Connection diagram

[connection_diagram_17_pin_hdmi_1_4_typ_a](#)

[3D-File \(STP File\)](#)

[Assembly Instruction](#)

[Technical specifications](#)