

Straight break-away plug for bend relief

Size 1, IP6K8 / IP6K9K, Coding A (light brown), 27 contacts, Pins, Solder cup, Data transmission, HDMI® 1.3 (8.13 Gbit/s)



Basic information

Part number	A11WAM-P27XBC0-0000
Category	Connector
Type of connector	Plug
Assembly situation	Straight
Size	1

Contact insert description

Special features	Data transmission
Transmission type	HDMI® 1.4 (10.2 Gbit/s)
Number of contacts	27
Contact type	Pins
Contact diameter	0.3 mm
Termination type	Solder cup
Wire cross section AWG	AWG 28

Reverse gender on request

Technical information

Nominal current single contact	1 A	IEC 60512-5-2:2002 (DIN EN 60512-5-2:2003)
Max. current insert	0.4 A	VDE 0298-4:2013
Test voltage	0.75 kV DC	EIA-364-20F:2019-02

All shown connectors are rated to a safety extra low voltage (SELV) of less than 50 V AC / 75 V DC, according to IEC 61140:2016 (VDE 0140-1:2016) Protection against electric shock - Common aspects for installation and equipment. In case other standards rule a specific use of the connector, the application specific safety criteria shall be considered first. In this context, lower voltage ratings may be valid. Warning: Danger to life for operating voltages above 50 V AC / 120 V DC!

Cable description

Cable outlet	Overmolding
Min. cable diameter	3.2
Max. cable diameter	8.5

Mechanical and environmental data

Locking principle	Break-Away
Keying	A
Mating cycles	5000
IP class	IP68 / IP6K9K
Max. operating temperature	125 °C
Min. operating temperature	-51 °C
Weight	11.31 g

*IP protection class refers to mated condition

Material and surface treatments

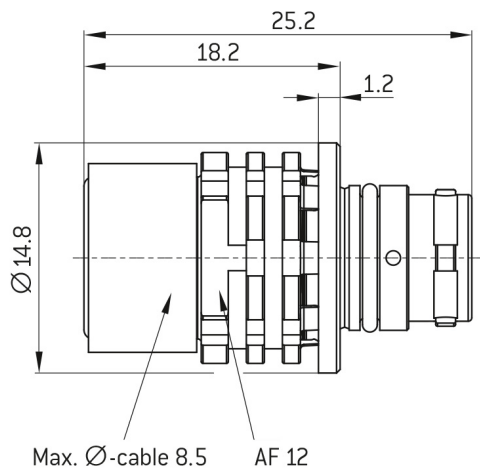
Material	Cu-alloy with ruthenium finish
Insulator material	PEEK
Contact material	Cu-alloy with gold finish

Unless explicitly confirmed otherwise the contact arrangement of an ODU data transmission connector differs from a standard data transmission connector due to the robust ODU specific design. However, the ODU design meets the electrical specifications of the respective standard data transmission protocol.


ODU reserves the right to make changes based on the current state of knowledge without prior notice without being obliged to provide replacement deliveries or refinements of older designs.

All shown connectors are defined without breaking capacity (COC) according to IEC 61984:2008 (VDE 0627:2009).

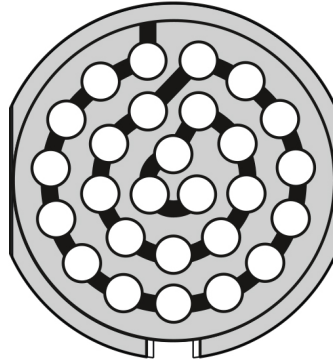
DIMENSIONS:



CODING:A



POSITIONS: 27 positions



Further technical information and downloads

	Pos. ODU®	Pos. HDMI®	Signal
	1	4	TMDS Data1+
	2	-	
	3	-	
	4	-	
	5	12	TMDS Clock-
	6	-	
	7	-	
	8	9	TMDS Data0-
	9	-	
	10	-	
	11	-	
	12	-	
	13	3	TMDS Data2-
	14	-	
	15	-	
	16	13	CEC
	17	10	TMDS Clock+
	18	-	
	19	7	TMDS Data0+
	20	-	
	21	18	+5 V
	22	1	TMDS Data2+
	23	14	HEC
	24	6	TMDS Data1-
	25	19	Hot Plug Detect
	26	15	SCL
	27	16	SDA

Connection diagram

[3D-File \(STP File\)](#)

[Assembly Instruction](#)

[Technical specifications](#)