

W10LOC-P05MFG0-5200

odu_mini_snap®_series_l

right_angled_push_pull_plug

size: 0, IP50, keying: 0, number_of_contacts: 5, solder_cup, contact_type: pins, Signal



Basic information

Part number	W10LOC-P05MFG0-5200
Category	connector
Type of connector	right_angled_plug
Assembly situation	right_angled
Size	5feceb

Contact insert description

Transmission type	Signal
Number of contacts	5
Contact type	pins
Contact diameter	ec72e6
Termination type	solder_cup
Termination diameter	08561d
Wire cross section AWG	374cb3

Technical information

Max. current single contact	4232cc	IEC 60512-5-2:2002 (DIN EN 60512-5-2:2003)
Max. current insert	5.625	VDE 0298-4:2003
Test voltage	0.6 kV AC	SAE AS 13441:1998 method 3001.1
Max. creepage distance (contact to contact)	0.5 mm (Contact to housing)	
Max. creepage distance (contact to housing)	0.6 mm (Contact to housing)	
Max. clearance distance (contact to contact)	0.5 mm (Contact to contact)	
Max. clearance distance (contact to housing)	0.6 mm (Contact to housing)	

Cable description

Cable outlet	back_nut
Min. cable diameter	4
Max. cable diameter	5.2

Mechanical and environmental data

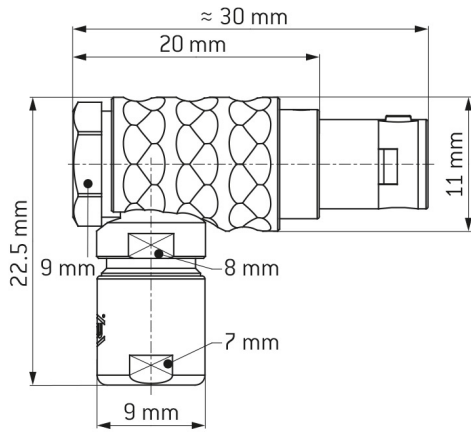
Locking principle	push_pull
Mating cycles	9e1839
IP class	IP50
Max. operating temperature	120 °C
Min. operating temperature	-40 °C
Weight	12.12 g

Material and surface treatments

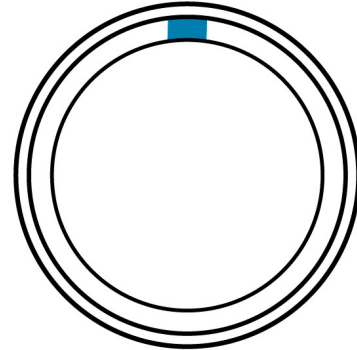
Material	cu_alloy_with_matt_chrome_finish
Contact material	gold

Graphics and technical drawings

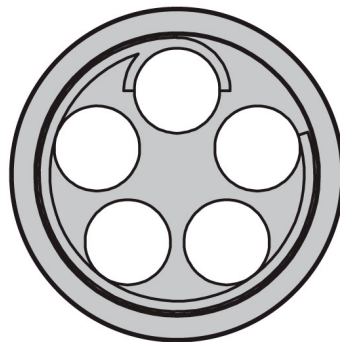
DIMENSIONS:



CODING: 0°



POSITIONS: 5 Positions



Further technical information and downloads

[3D-File \(STP File\)](#)

[Assembly Instruction](#)