

Straight push-pull plug for bend relief

Size: 2, IP64, Keying: C, Number of contacts: 19, Solder cup, Contact type: Pins, Signal



Basic information

Part number	S42MC7-P19MFG0-927S
Category	Connector
Type of connector	Plug
Assembly situation	Straight
Size	2

Contact insert description

Special features	IEC 60601-1 (2 MOPP & 2 MOOP)
Transmission type	Signal
Number of contacts	19
Contact type	Pins
Contact diameter	0.7 mm
Termination type	Solder cup
Termination diameter	0.85 mm
Wire cross section AWG	AWG 22

Reverse gender on request

Technical information

Max. current single contact	7.5 A	IEC 60512-5-2:2002 (DIN EN 60512-5-2:2003)
Max. current insert	3.375	VDE 0298-4:2003
Test voltage	1.05 kV AC	EIA-364-20F:2019-02
Max. creepage distance (contact to contact)	0.5 mm (Contact to housing)	
Max. creepage distance (contact to housing)	IEC 60601-1: 2MOPP. 2MOOP*	
Max. clearance distance (contact to contact)	0.5 mm (Contact to contact)	
Max. clearance distance (contact to housing)	IEC 60601-1: 2MOPP. 2MOOP*	

All shown connectors are rated to a safety extra low voltage (SELV) of less than 50 V AC / 75 V DC, according to IEC 61140:2016 (VDE 0140-1:2016) Protection against electric shock - Common aspects for installation and equipment. In case other standards rule a specific use of the connector, the application specific safety criteria shall be considered first. In this context, lower voltage ratings may be valid. Warning: Danger to life for operating voltages above 50 V AC / 120 V DC!

* As per IEC 60601-1:2012 (VDE 0750-1:2013-12) if a matching 2MOPP/2MOOP receptacle is selected. Max working voltage of the medical electrical device 250 V AC (degree of pollution 2).

Cable description

Cable outlet	Cable bend relief
Min. cable diameter	7.4
Max. cable diameter	9.2

Mechanical and environmental data

Locking principle	Push-Pull
Keying	Coding 60°
Mating cycles	2.000
IP class	IP64
Max. operating temperature	120 °C
Min. operating temperature	50 °C
Weight	9.47 g

*mated with receptacle style 4

Material and surface treatments

Material	PSU gray
Insulator material	PEEK
Contact material	Gold
Color option (Front or back nut)	Gray

Insulator materials MEDI-SNAP®

	Standard	PEEK
Flammability rating	UL 94	V-0/1.5
Operation temperature		-50 to +250 °C
Dielectric strength	IEC 60243-1:2013 (VDE 0303-21:2014)	19 kV/mm
Comparative figure of the creep resistance CTI	IEC 60112: 2009 (VDE 0303-11:2010)	175
Water absorption	ASTM D 570:1998 / ISO 62:2008	0.1 %
Sterilization (autoclaving)	DIN EN 13060:2019-02	> 200 cycles
Insulation resistance	IEC 60512-3-1:2002 (DIN EN 60512-3-1:2003-01)	> 1 x 10 ¹² Ω

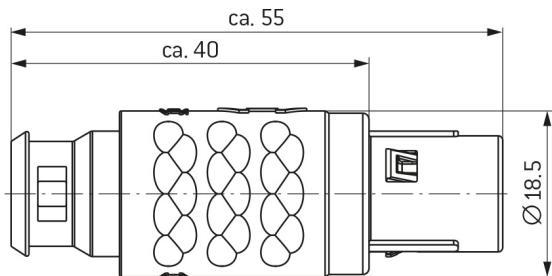
ODU MEDI-SNAP® and MINI-SNAP® are UL-approved (E110586).

ODU reserves the right to make changes based on the current state of knowledge without prior notice without being obliged to provide replacement deliveries or refinements of older designs.

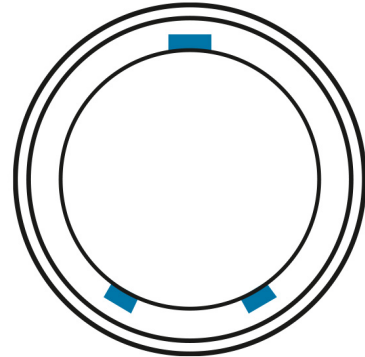
All shown connectors are defined without breaking capacity (COC) according to IEC 61984:2008 (VDE 0627:2009).

Graphics and technical drawings

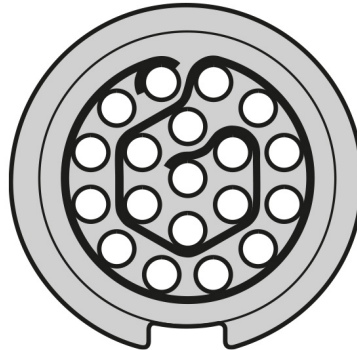
DIMENSIONS:



CODING: 60°



POSITIONS: 19 positions



Further technical information and downloads

[3D-File \[STP File\]](#)

[Assembly Instruction](#)