

Straight in-line receptacle with break-away and push-pull locking for bend relief

Size: 0, IP6K8 / IP6K9K, Keying: A, Number of contacts: 7, Solder cup, Contact type: Pogo-pins, Signal



Basic information

Part number	K10YAR-P07XDD0-R000
Category	Connector
Type of connector	In-line receptacle
Assembly situation	Straight

Contact insert description

Transmission type	Signal
Number of contacts	7
Contact type	Pogo-pins
Contact diameter	0.6 mm
Termination type	Solder cup
Termination diameter	0.65 mm
Wire cross section AWG	AWG 26

Reverse gender on request

Technical information

Max. current single contact	2 A	IEC 60512-5-2:2002 (DIN EN 60512-5-2:2003)
Max. current insert	1.3	VDE 0298-4:2003
Test voltage	0.6 kV AC	EIA-364-20F:2019-02

All shown connectors are rated to a safety extra low voltage (SELV) of less than 50 V AC / 75 V DC, according to IEC 61140:2016 (VDE 0140-1:2016) Protection against electric shock - Common aspects for installation and equipment. In case other standards rule a specific use of the connector, the application specific safety criteria shall be considered first. In this context, lower voltage ratings may be valid. Warning: Danger to life for operating voltages above 50 V AC / 120 V DC!

Cable description

Cable outlet	Overmolding
Min. cable diameter	3
Max. cable diameter	5.5

Mechanical and environmental data

Locking principle	Break-Away
Keying	A
Mating cycles	5000
IP class	IP6K8 / IP6K9K
Max. operating temperature	125 °C
Min. operating temperature	-51 °C
Weight	4.95 g

*IP protection class refers to mated condition

Material and surface treatments

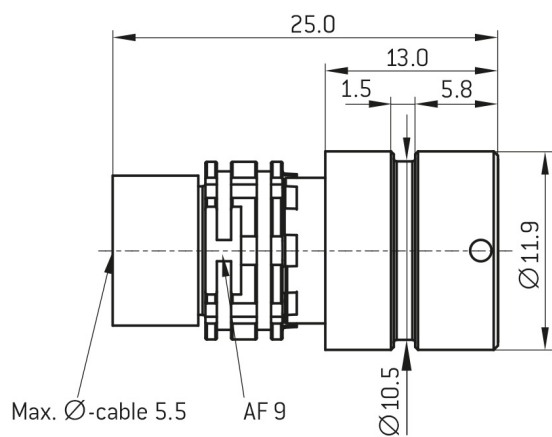
Material	Cu-alloy with ruthenium finish
Insulator material	PEEK
Contact material	Gold

ODU MEDI-SNAP® and MINI-SNAP® are UL-approved (E110586).

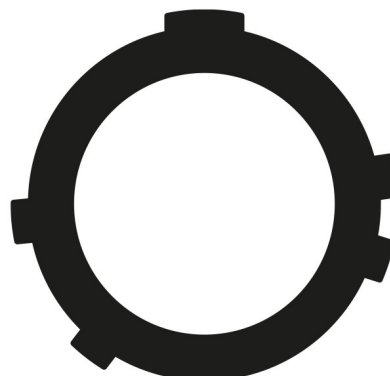
ODU reserves the right to make changes based on the current state of knowledge without prior notice without being obliged to provide replacement deliveries or refinements of older designs.

All shown connectors are defined without breaking capacity (COC) according to IEC 61984:2008 (VDE 0627:2009).

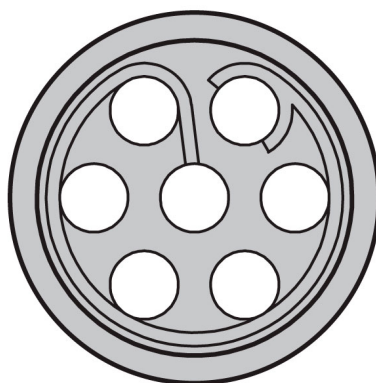
DIMENSIONS:



CODING:A



POSITIONS: 7 Positions



Further technical information and downloads

[Assembly Instruction](#)