


## Receptacle with break-away locking

Size: 6 (STANAG 4695), IP68, Keying: 0, Number of contacts: 6, PCB, Contact type: Sockets, Signal



### Basic information

Part number	GK6NOP-P06U230-0000
Category	Connector
Type of connector	Receptacle
Assembly situation	Rear panel mounting
Size	6 (STANAG 4695)

### Contact insert description

Transmission type	Signal
Number of contacts	6
Contact type	Sockets
Contact diameter	0.7 mm
Termination type	Solder cup
Termination diameter	0.85 mm

### Technical information

Max. current single contact	5 A	EIA-364-70D
Test voltage	0.75 kV AC	EIA-364-20F:2019-02

All shown connectors are rated to a safety extra low voltage (SELV) of less than 50 V AC / 75 V DC, according to IEC 61140:2016 (VDE 0140-1:2016) Protection against electric shock - Common aspects for installation and equipment. In case other standards rule a specific use of the connector, the application specific safety criteria shall be considered first. In this context, lower voltage ratings may be valid. Warning: Danger to life for operating voltages above 50 V AC / 120 V DC!

### Cable description

Cable outlet	Overmolding
--------------	-------------

### Mechanical and environmental data

Locking principle	Break-Away
Mating cycles	2.000
IP class	IP68
Max. operating temperature	50 °C
Min. operating temperature	-18 °C
Weight	5.14 g

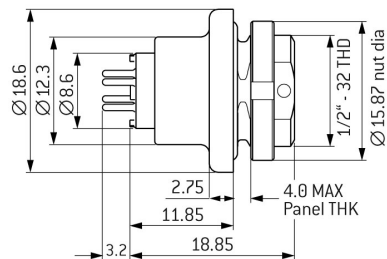
\*IP protection class refers to mated condition

**Material and surface treatments**

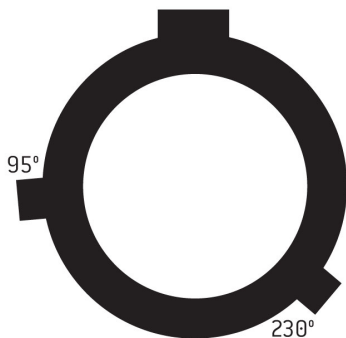
<b>Material</b>	Aluminum with nickel finish
<b>Insulator material</b>	PEEK
<b>Contact material</b>	Cu-alloy with gold finish

ODU reserves the right to make changes based on the current state of knowledge without prior notice without being obliged to provide replacement deliveries or refinements of older designs.  
All shown connectors are defined without breaking capacity (COC) according to IEC 61984:2008 (VDE 0627:2009).

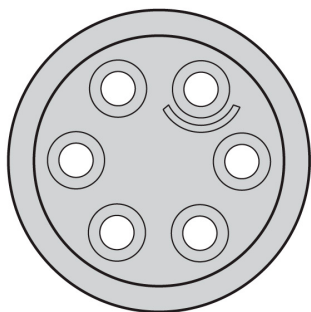
DIMENSIONS (mm)



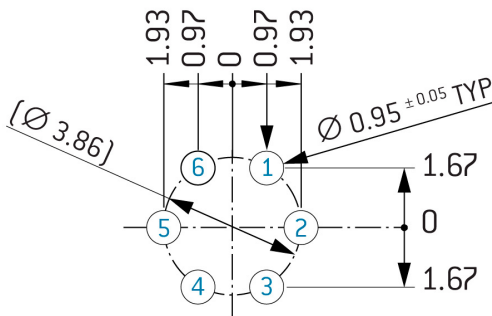
KEYING: 0



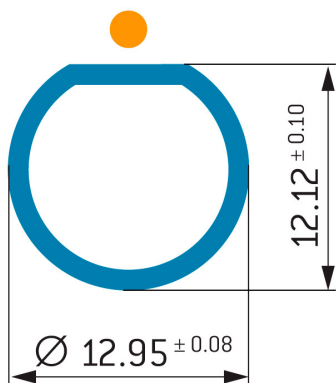
POSITIONS: 6 Positions



PCB-LAYOUT:



PANEL CUT OUT:



Further technical information and downloads

[3D-File \(STP File\)](#)