

## Receptacle with break-away locking for rear panel mounting

Size: 0, IP6K8 / IP6K9K, Keying: B, Number of contacts: 7, Solder cup, Contact type: Pogo-pins, Signal



### Basic information

Part number	GK0YBR-P07XDD0-R00L
Category	Connector
Type of connector	Receptacle
Assembly situation	Rear panel mounting

### Contact insert description

Transmission type	Signal
Number of contacts	7
Contact type	Pogo-pins
Contact diameter	0.6 mm
Termination type	Solder cup
Termination diameter	0.65 mm
Wire cross section AWG	AWG 26

Reverse gender on request

### Technical information

Max. current single contact	2 A	IEC 60512-5-2:2002 (DIN EN 60512-5-2:2003)
Max. current insert	1.3	VDE 0298-4:2003
Test voltage	0.6 kV AC	EIA-364-20F:2019-02

All shown connectors are rated to a safety extra low voltage (SELV) of less than 50 V AC / 75 V DC, according to IEC 61140:2016 (VDE 0140-1:2016) Protection against electric shock - Common aspects for installation and equipment. In case other standards rule a specific use of the connector, the application specific safety criteria shall be considered first. In this context, lower voltage ratings may be valid. Warning: Danger to life for operating voltages above 50 V AC / 120 V DC!

### Mechanical and environmental data

Locking principle	Break-Away
Keying	B
Mating cycles	5.000
IP class	IP6K8 / IP6K9K
Max. operating temperature	125 °C
Min. operating temperature	-51 °C
Tightening torque	1 Nm
Weight	4.13 g

\*IP protection class refers to mated condition

### Material and surface treatments


<b>Material</b>	Cu-alloy with ruthenium finish
<b>Insulator material</b>	PEEK
<b>Contact material</b>	Gold

ODU MEDI-SNAP® and MINI-SNAP® are UL-approved (E110586).

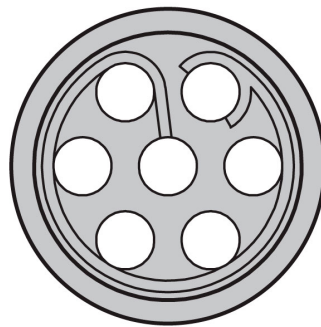
ODU reserves the right to make changes based on the current state of knowledge without prior notice without being obliged to provide replacement deliveries or refinements of older designs.

All shown connectors are defined without breaking capacity (COC) according to IEC 61984:2008 (VDE 0627:2009).

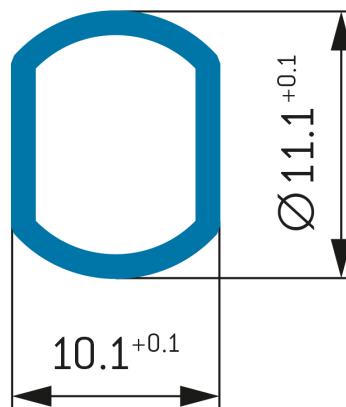
CODING: B



POSITIONS: 7 Positions



PANEL CUT OUT:



## Further technical information and downloads

[3D-File \(STP File\)](#)

[Assembly Instruction](#)