

Square flange receptacle with break-away, push-pull and screw-lock for front and rear panel mounting with backshell

Size: 9 [STD 38999], IP6K8 / IP6K9K, Keying: A, Number of contacts: 10, Crimp, Contact type: Sockets, Signal



Basic information

Part number	GFTAATO-E010SN-0000
Category	Connector
Type of connector	Receptacle
Assembly situation	Flange mounting
Size	9 [STD 38999]

Contact insert description

Transmission type	Signal
Number of contacts	10
Contact type	Sockets
Contact diameter	0.76 mm
Termination type	Crimp
Wire cross section AWG	AWG 22 – 26

Crimp contacts

Please refer to the installed contacts for the correct crimp settings and the tools to be used.

[923.000.005.000.292](https://www.odu.com/923.000.005.000.292)

Technical information

Max. current single contact	5 A	IEC 60512-5-2:2002 (DIN EN 60512-5-2:2003)
Test voltage	0.75 kV AC	EIA-364-20F:2019-02

All shown connectors are rated to a safety extra low voltage (SELV) of less than 50 V AC / 75 V DC, according to IEC 61140:2016 (VDE 0140-1:2016) Protection against electric shock - Common aspects for installation and equipment. In case other standards rule a specific use of the connector, the application specific safety criteria shall be considered first. In this context, lower voltage ratings may be valid. Warning: Danger to life for operating voltages above 50 V AC / 120 V DC!

Cable description

Cable outlet	Backshell
Min. cable diameter	3
Max. cable diameter	7.6

Mechanical and environmental data

Locking principle	Break-Away , Push-Pull , Screw-Lock
Keying	A
Mating cycles	500
IP class	IP6K8 / IP6K9K
Max. operating temperature	175 °C
Min. operating temperature	-65 °C
Tightening torque	6 Nm
Weight	9.63 g

*IP protection class refers to mated condition

Material and surface treatments

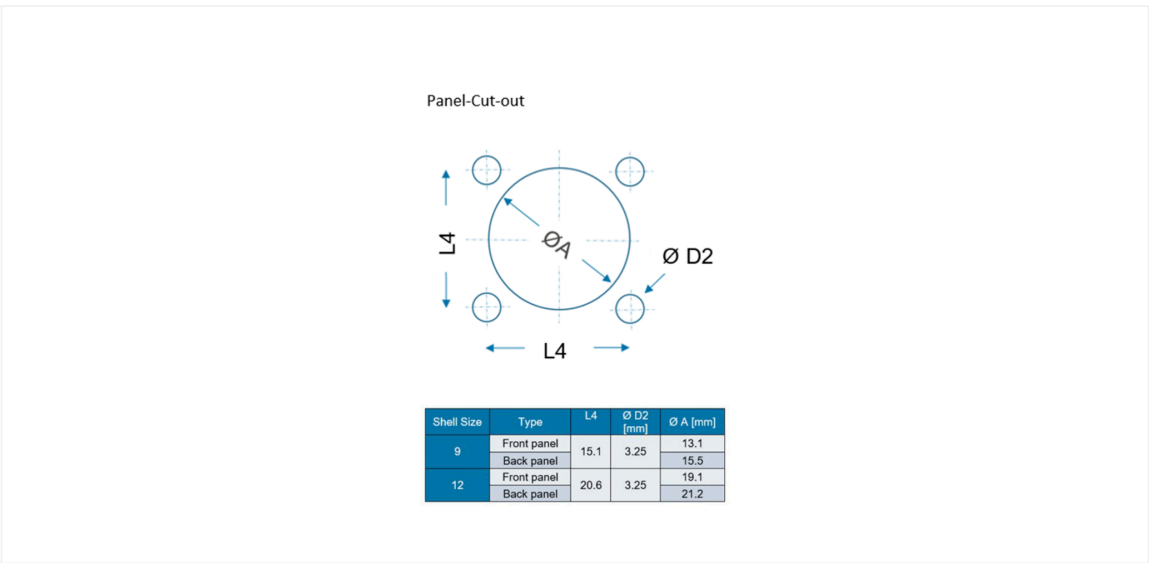
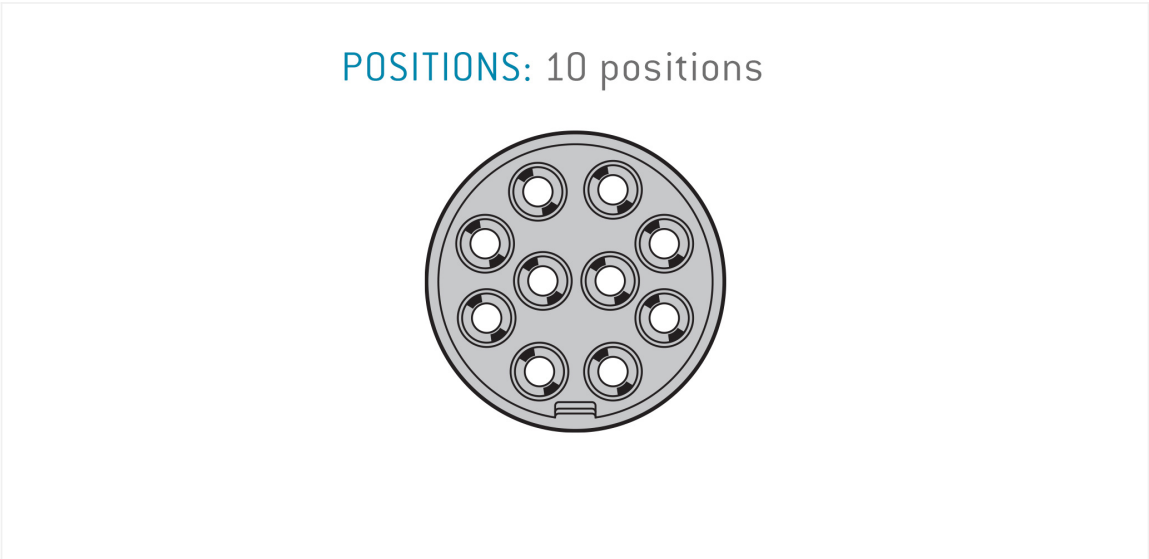

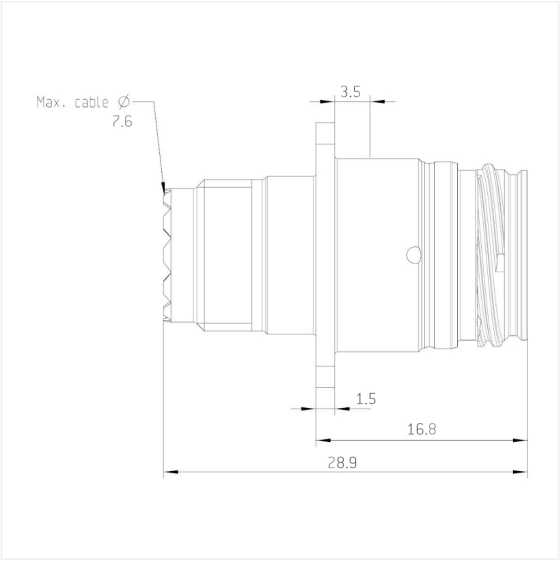
Material	Aluminum with tin-nickel finish
Insulator material	PEEK
Contact material	Gold

Unless explicitly confirmed otherwise the contact arrangement of an ODU data transmission connector differs from a standard data transmission connector due to the robust ODU specific design. However, the ODU design meets the electrical specifications of the respective standard data transmission protocol.

ODU MEDI-SNAP® and MINI-SNAP® are UL-approved [E110586].

ODU reserves the right to make changes based on the current state of knowledge without prior notice without being obliged to provide replacement deliveries or refinements of older designs.

All shown connectors are defined without breaking capacity (COC) according to IEC 61984:2008 (VDE 0627:2009).



Further technical information and downloads

[3D-File \(STP File\)](#)

[Assembly Instruction](#)