

Receptacle with break-away and push-pull locking for front panel mounting

Size: 1, IP68, Keying: 0, Number of contacts: 4, PCB, Contact type: Sockets, Ethernet/IP® (100 Mbit/s)



Basic information

| | |
|--------------------|----------------------|
| Part number | G11K0C-P04QJ00-0000 |
| Category | Connector |
| Type of connector | Receptacle |
| Assembly situation | Front panel mounting |
| Size | 1 |

Contact insert description

| | |
|----------------------|---------------------------|
| Special features | Data transmission |
| Transmission type | Ethernet/IP® (100 Mbit/s) |
| Number of contacts | 4 |
| Contact type | Sockets |
| Contact diameter | 0.9 mm |
| Termination type | PCB |
| Termination diameter | 0.7 mm |

Reverse gender on request

Technical information

| | | |
|--|-----------------------------|--|
| Max. current single contact | 7.5 A | IEC 60512-5-2:2002 (DIN EN 60512-5-2:2003) |
| Max. current insert | 7.5 | VDE 0298-4:2003 |
| Test voltage | 1.5 kV AC | SAE AS 13441:1998 method 3001.1 |
| Max. creepage distance (contact to contact) | 1 mm (Contact to housing) | |
| Max. creepage distance (contact to housing) | 1.1 mm (Contact to housing) | |
| Max. clearance distance (contact to contact) | 1.0 mm (Contact to contact) | |
| Max. clearance distance (contact to housing) | 1.1 mm (Contact to housing) | |

All shown connectors are rated to a safety extra low voltage (SELV) of less than 50 V AC / 75 V DC, according to IEC 61140:2016 (VDE 0140-1:2016) Protection against electric shock - Common aspects for installation and equipment. In case other standards rule a specific use of the connector, the application specific safety criteria shall be considered first. In this context, lower voltage ratings may be valid. Warning: Danger to life for operating voltages above 50 V AC / 120 V DC!

Mechanical and environmental data

| | |
|-----------------------------------|------------------------|
| Locking principle | Break-Away , Push-Pull |
| Mating cycles | 5.000 |
| IP class | IP68 |
| Max. operating temperature | 120 °C |
| Min. operating temperature | -40 °C |
| Tightening torque | 4.5 Nm |
| Weight | 18.57 g |

*IP protection class refers to mated condition

Material and surface treatments

| | |
|---------------------------|----------------------------------|
| Material | Cu-alloy with matt chrome finish |
| Insulator material | PEEK |
| Contact material | Gold |

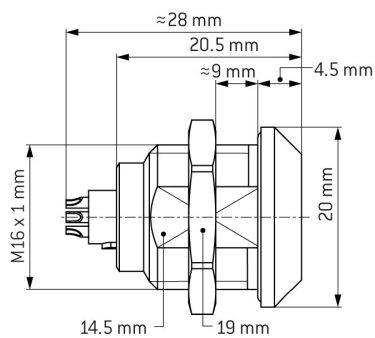
Unless explicitly confirmed otherwise the contact arrangement of an ODU data transmission connector differs from a standard data transmission connector due to the robust ODU specific design. However, the ODU design meets the electrical specifications of the respective standard data transmission protocol.

ODU MEDI-SNAP® and MINI-SNAP® are UL-approved (E110586).

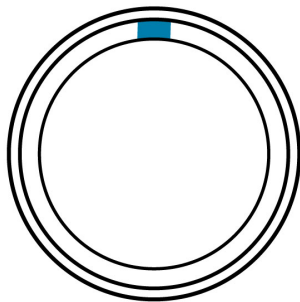
ODU reserves the right to make changes based on the current state of knowledge without prior notice without being obliged to provide replacement deliveries or refinements of older designs.

All shown connectors are defined without breaking capacity (COC) according to IEC 61984:2008 (VDE 0627:2009).

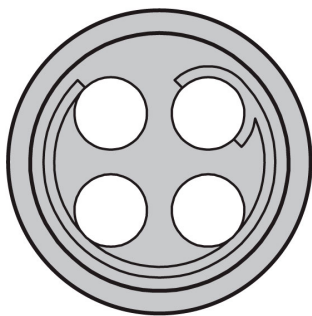
DIMENSIONS



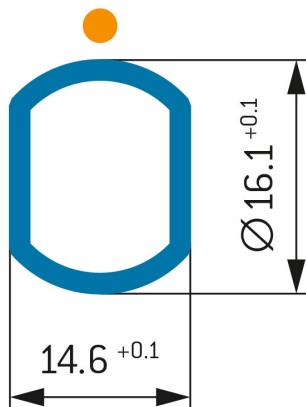
CODING: 0 °



POSITIONS: 4 Positions



PANEL CUT OUT:



Further technical information and downloads

[3D-File \(STP File\)](#)