

## Cable assembly with receptacle with break-away locking for rear panel mounting with overmolding

Size: 0, IP68 / IP6K9K, Keying: A, Solder cup, Contact type: Sockets, USB® 2.0 (480 Mbit/s), Overmolding, Cable type: PUR shielded, Second side: 90° overmolded USB® plug type C



### Basic information

Part number	CG60WAM074IYD001000
Part no. without assembly	G60WAM-P07WFG0-0000
Category	Cable Assembly
Type of connector	Receptacle
Assembly situation	Rear panel mounting

### Contact insert description

Special features	Data transmission
Transmission type	USB® 2.0 (480 Mbit/s)
Number of contacts	7
Contact type	Sockets
Contact diameter	0.7 mm
Termination type	Solder cup

Reverse gender on request

### Technical information

Max. current single contact	5 A	IEC 60512-5-2:2002 (DIN EN 60512-5-2:2003)
Max. current insert	3.25 A	VDE 0298-4:2013
Test voltage	0.75 kV DC	EIA-364-20F:2019-02

All shown connectors are rated to a safety extra low voltage (SELV) of less than 50 V AC / 75 V DC, according to IEC 61140:2016 (VDE 0140-1:2016) Protection against electric shock - Common aspects for installation and equipment. In case other standards rule a specific use of the connector, the application specific safety criteria shall be considered first. In this context, lower voltage ratings may be valid. Warning: Danger to life for operating voltages above 50 V AC / 120 V DC!

## Cable description

Cable outlet	Overmolding
Bend relief color	Black
Cable type	PUR shielded
Cable color	Black
Cable diameter	5.8
Assembly length	1000 mm
Second side	90° overmolded USB® plug type C
Wire cross section AWG	AWG 24

## Mechanical and environmental data

Locking principle	Break-Away
Keying	A
Mating cycles	5000
IP class	IP68 / IP6K9K
Max. operating temperature	80 °C
Min. operating temperature	-40 °C
Tightening torque	1 Nm

\*IP protection class refers to mated condition

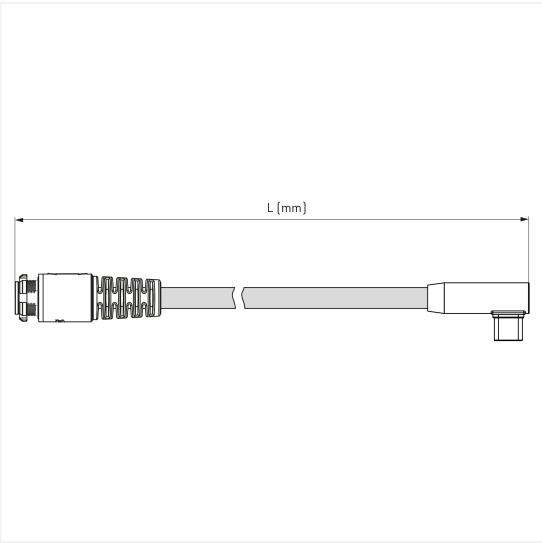
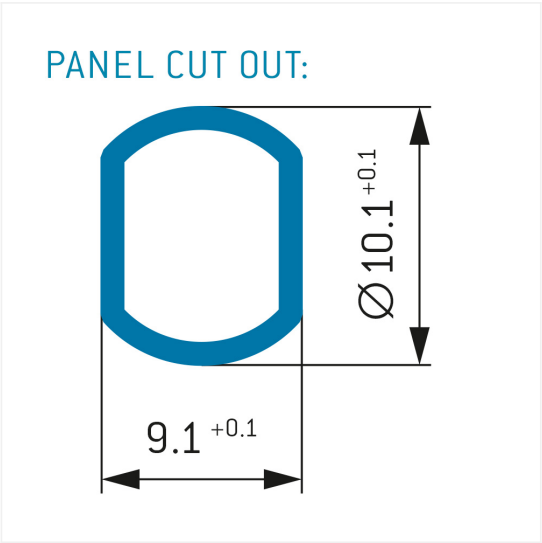
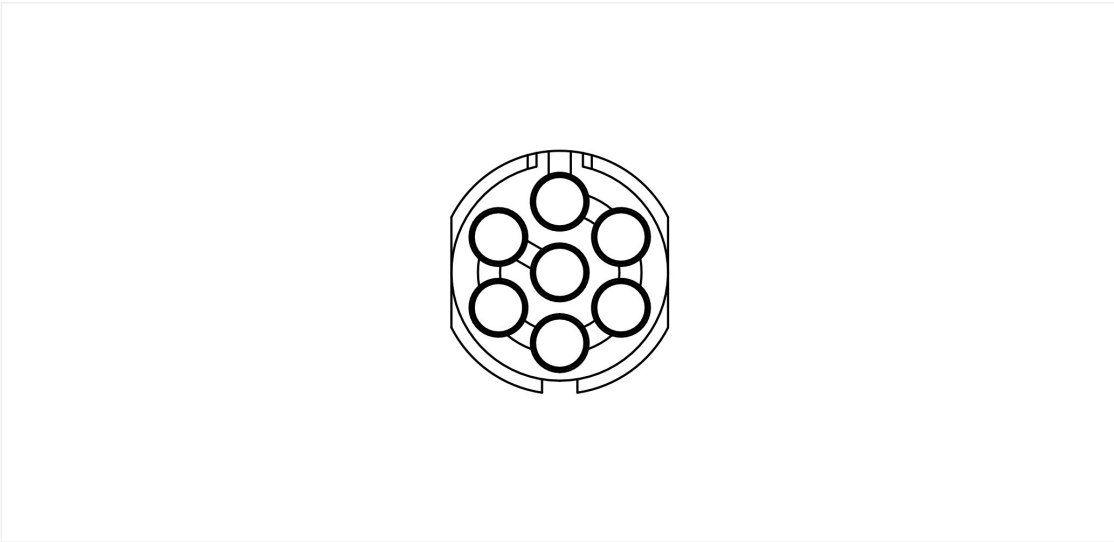

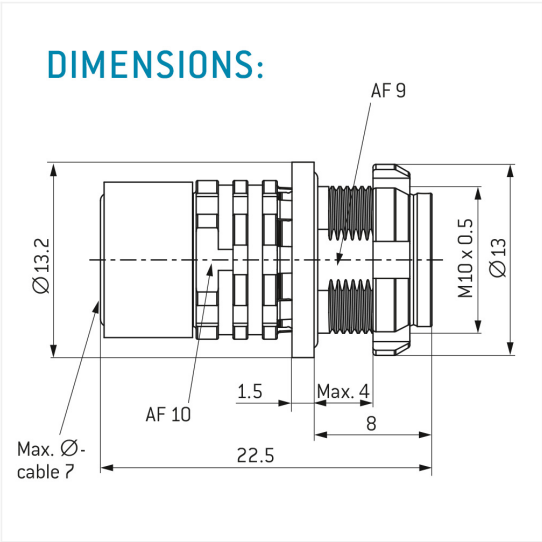
## Material and surface treatments

Material	Cu-alloy with ruthenium finish
Insulator material	PEEK
Contact material	Cu-alloy with gold finish

ODU MEDI-SNAP® and MINI-SNAP® are UL-approved (E110586).

ODU reserves the right to make changes based on the current state of knowledge without prior notice without being obliged to provide replacement deliveries or refinements of older designs.

All shown connectors are defined without breaking capacity (COC) according to IEC 61984:2008 (VDE 0627:2009).



Further technical information and downloads

Connection diagram	"		
	Pos.	Cable	USB-C
	1	Orange	A5
	2	White	A7
	3	Green	A6
	4	Purple	A8
	5	Red	A4, A9, B4, B9
	6	Black	A1, A12, B1, B12
	7	-	-
"			

[3D-File \(STP File\)](#)