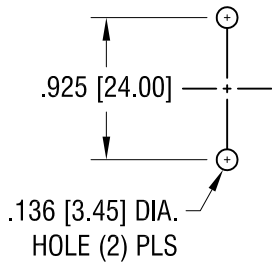
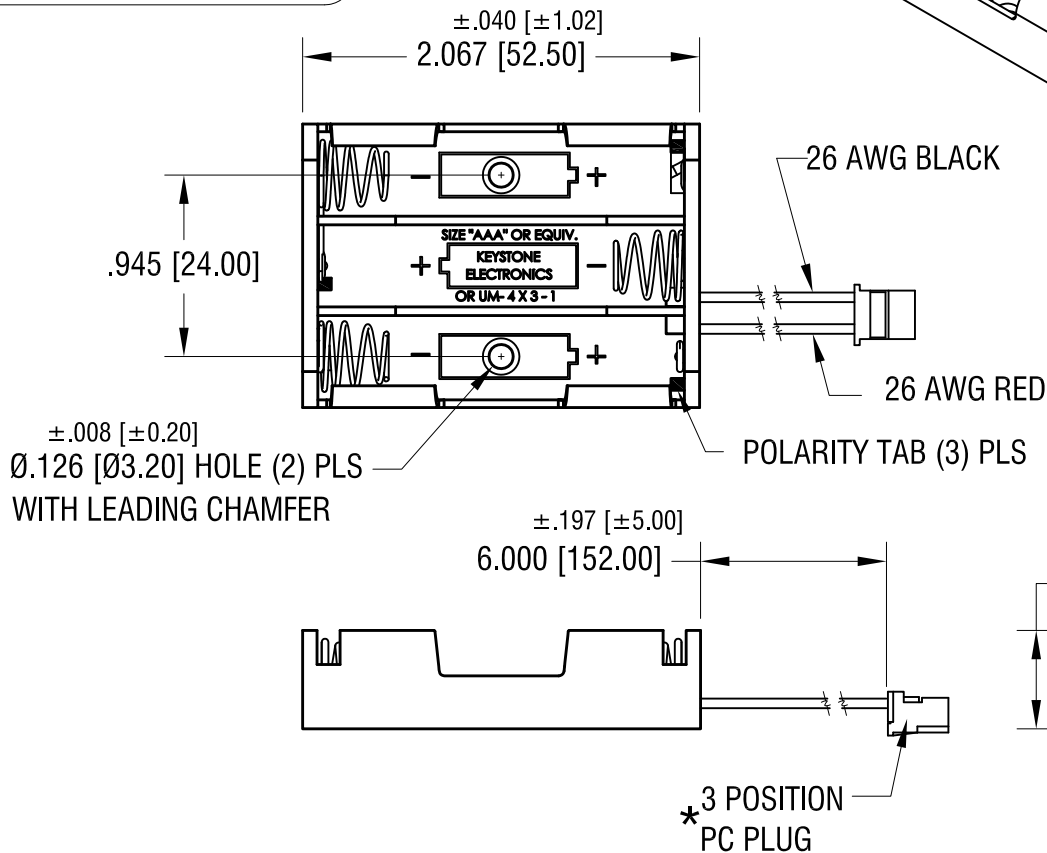
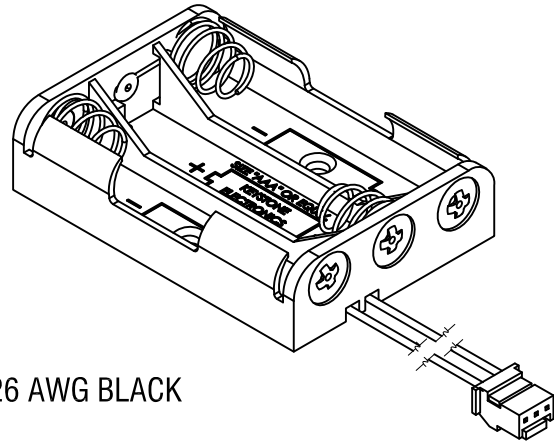


# MOUNTING DETAIL



THIS DOCUMENT IS THE PROPERTY OF  
KEYSTONE ELECTRONICS CORP. AND  
SHALL NOT BE REPRODUCED, DISTRIBUTED  
OR USED AS A BASIS FOR MANUFACTURE  
WITHOUT PRIOR WRITTEN PERMISSION  
FROM KEYSTONE ELECTRONICS CORP.

# ACTUAL SIZE



## NOTE:

1. HOLDER: MAT'L: POLYPROPYLENE
2. SPRING: MAT'L: MUSIC WIRE, .024 [0.60] DIA.  
FINISH- NICKEL PLATE
3. #26 AWG WIRE, UL/CSA 1007
4. CONNECTOR: MAT'L - PA 66, UL94V-0

5. POSITIVE (RED) CONNECTED TO PIN 1  
NEGATIVE (BLACK) CONNECTED TO PIN 3  
COLOR- NATURAL

\*USE : P/N'S 974,975, 976 OR 977 FOR P.C. CONNECTOR

4.14.25	NO CHANGES TO PART.	B
12.16.21	CHANGE AS PER ECN 21-187	A
DATE	DESCRIPTION	REV.

KEYSTONE ELECTRONICS CORP.			
www.keyelco.com • NEW HYDE PARK NY 11040 • Tel (516)328-7500			
PART NAME			
PC BATTERY HOLDER (3) 'AAA'			
MATERIAL			
AS NOTED			
FINISH		DRN BY	DATE
AS NOTED		NT	4.08.16
		APP'D	SCALE
		RH	1X
TOLERANCES	INCH [MM]	CODE	DWG NO.
DECIMAL	± .010 [± 0.25]	C	2480CN
ANGULAR	± 1°		
UNLESS OTHERWISE SPECIFIED			