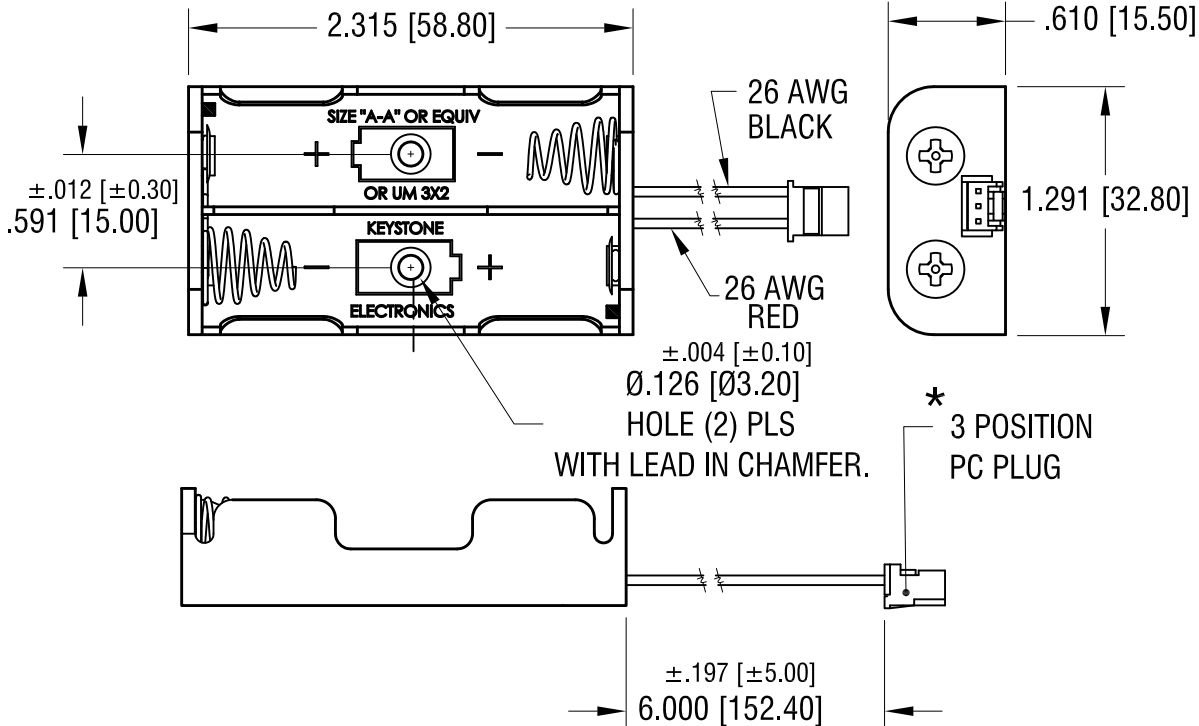
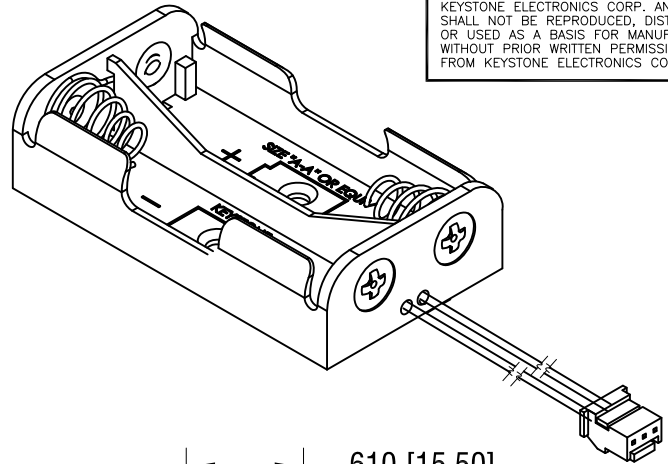
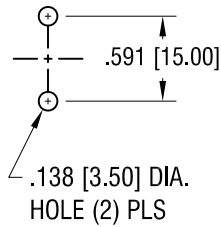


THIS DOCUMENT IS THE PROPERTY OF  
KEYSTONE ELECTRONICS CORP. AND  
SHALL NOT BE REPRODUCED, DISTRIBUTED  
OR USED AS A BASIS FOR MANUFACTURE  
WITHOUT PRIOR WRITTEN PERMISSION  
FROM KEYSTONE ELECTRONICS CORP.

# MOUNTING DETAIL



## NOTE:

1. HOLDER: MAT'L: POLYPROPYLENE
2. SPRING: MAT'L: MUSIC WIRE, .025 [0.63] DIA.  
FINISH: NICKEL PLATE
3. CONNECTOR: MAT'L - PA 66, UL94V-0  
COLOR- NATURAL
4. POSITIVE (RED) CONNECTED TO PIN 1  
NEGATIVE (BLACK) CONNECTED TO PIN 3

\*USE : P/N'S 974,975, 976 OR 977 FOR P.C. CONNECTOR

1.07.25	UPDATE DIMENSIONS&TOLERANCES.	A
DATE	DESCRIPTION	REV.

KEYSTONE ELECTRONICS CORP.			
www.keyelco.com • NEW HYDE PARK, NY 11040 • Tel (516) 328-7500			
PART NAME			
BATTERY HOLDER (2) 'AA'			
MATERIAL			
AS NOTED			
FINISH		DRN BY	DATE
AS NOTED		NT	4.12.16
		APP'D	SCALE
		RH	1X
TOLERANCES	INCH [MM]	CODE	DWG NO.
DECIMAL	± .020 [± 0.50]	C	2463CN
ANGULAR	± 1°		
UNLESS OTHERWISE SPECIFIED			