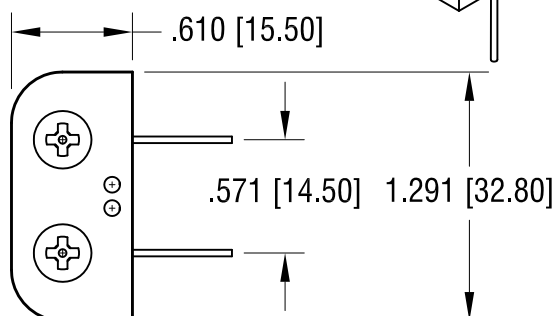
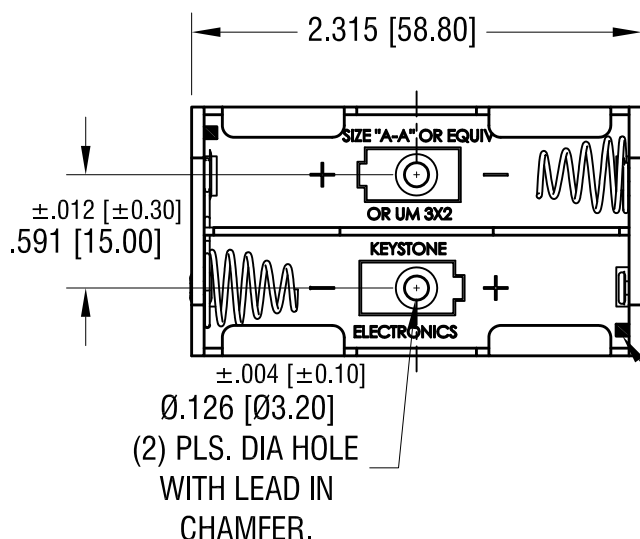
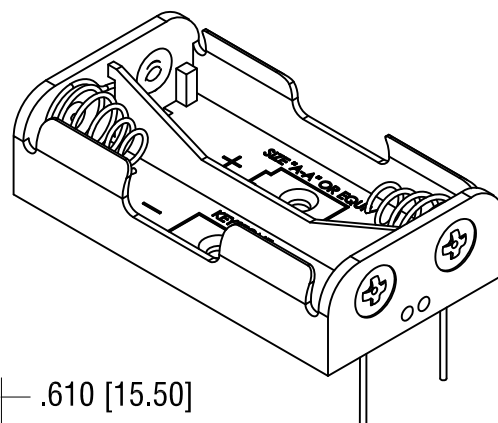
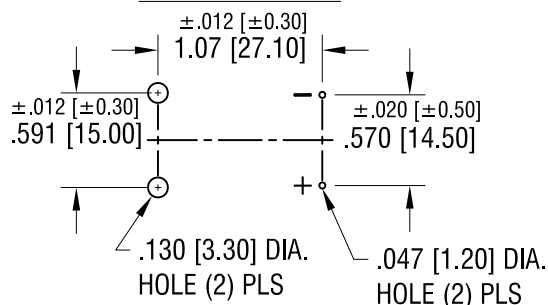
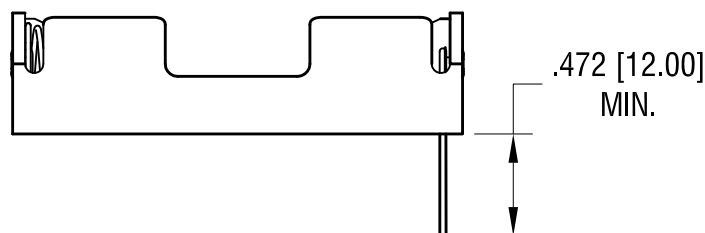


THIS DOCUMENT IS THE PROPERTY OF
KEYSTONE ELECTRONICS CORP. AND
SHALL NOT BE REPRODUCED, DISTRIBUTED
OR USED AS A BASIS FOR MANUFACTURE
WITHOUT PRIOR WRITTEN PERMISSION
FROM KEYSTONE ELECTRONICS CORP.

MOUNTING DETAIL



BATTERY POLARITY
TAB (2) PLS



NOTE:

- HOLDER: MAT'L: POLYPROPYLENE
SPRING: MAT'L: MUSIC WIRE, $.027 [0.70]$ DIA.
PC TERMINALS: MAT'L: BRASS, $.032 [0.81]$ DIA.

KEYSTONE ELECTRONICS CORP.

www.keyelco.com • NEW HYDE PARK, NY 11040 • Tel (516) 328-7500

PART NAME

PC BATTERY HOLDER (2) 'AA'

MATERIAL

AS NOTED

FINISH

NICKEL PLATE

DRN BY

BOONE

DATE

10.11.95

APP'D

RH

SCALE

1X

TOLERANCES

INCH [MM]

DECIMAL

$\pm .020 [\pm 0.50]$

ANGULAR

$\pm 1^\circ$

UNLESS OTHERWISE SPECIFIED

CODE

C

DWG NO.

2462

1.07.25

UPDATE DIMENSIONS&TOLERANCES

M

5.08.24

UPDATE DIMENSIONS&TOLERANCES.

L

DATE

DESCRIPTION

REV.