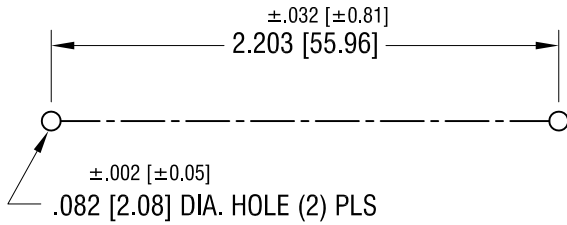
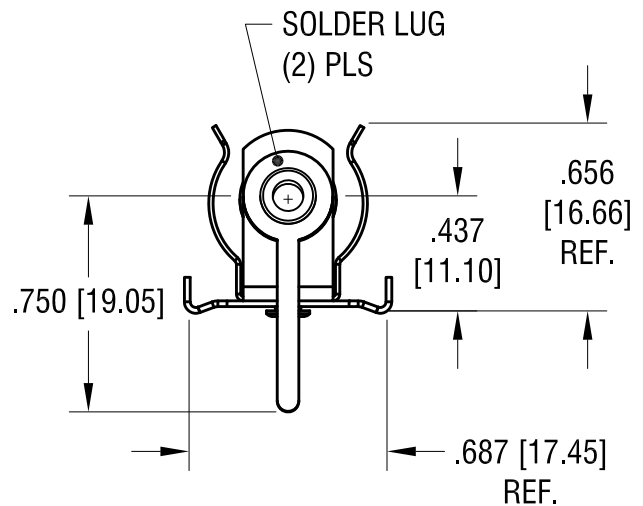
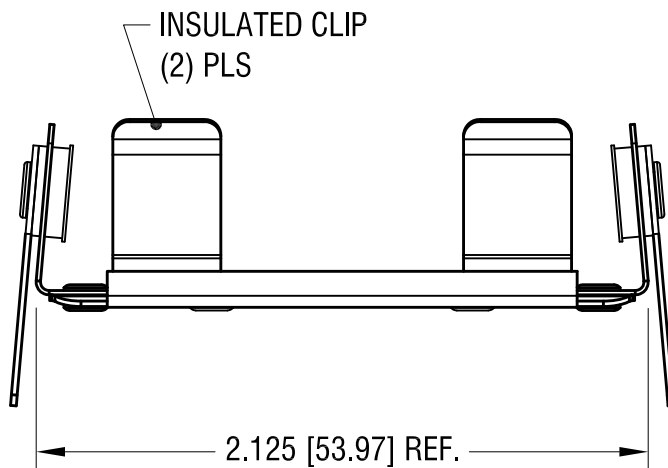
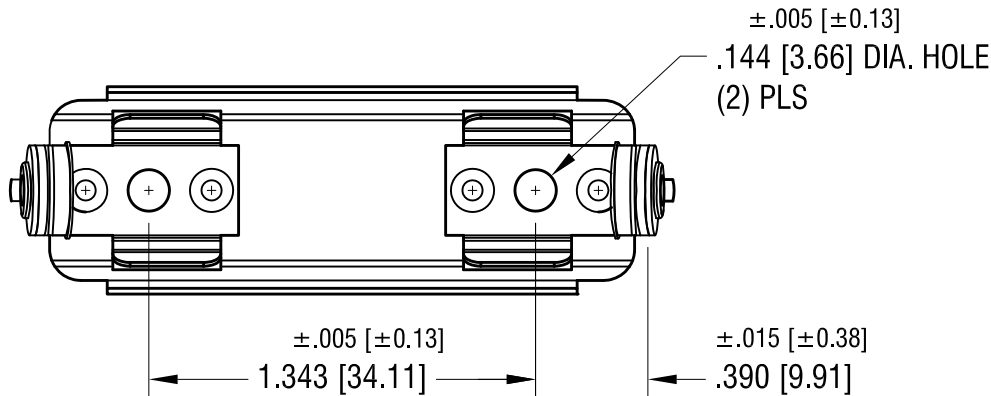
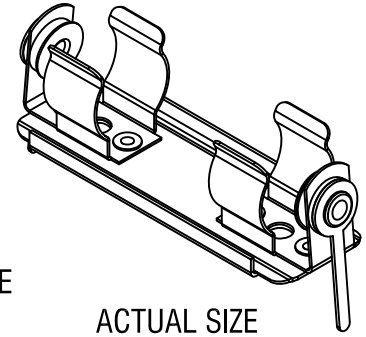


RECOMMENDED SPACING FOR PC LUGS



THIS DOCUMENT IS THE PROPERTY OF
KEYSTONE ELECTRONICS CORP. AND
SHALL NOT BE REPRODUCED, DISTRIBUTED
OR USED AS A BASIS FOR MANUFACTURE
WITHOUT PRIOR WRITTEN PERMISSION
FROM KEYSTONE ELECTRONICS CORP.



NOTES:

1. BASE: MAT'L - STAINLESS STEEL
2. CLIP: MAT'L - SPRING STEEL
FINISH - NICKEL PLATE
3. LUG: MAT'L - BRASS
FINISH - TIN PLATE

11.18.25	UPDATED EYELET	A
DATE	DESCRIPTION	REV.

KEYSTONE ELECTRONICS CORP.			
www.keyelco.com • NEW HYDE PARK NY 11040 • Tel (516)328-7500			
PART NAME			
INSULATED BATTERY HOLDER (1) 'AA'			
MATERIAL			
AS NOTED			
FINISH		DRN BY	DATE
AS NOTED		BOONE	6.08.07
		APP'D	SCALE
		RH	1.5X
TOLERANCES	INCH [MM]	CODE	DWG NO.
DECIMAL	±.010 [±0.25]	C	2228
ANGULAR	± 1°		
UNLESS OTHERWISE SPECIFIED			