

LC1D188BL

IEC contactor, TeSys Deca, nonreversing,
32A resistive, 4 pole, 2 NO and 2 NC, low
consumption 24VDC coil, open style





Main

| | |
|---|--|
| Range | TeSys TeSys Deca |
| Product name | TeSys D TeSys Deca |
| Product or Component Type | Contacteur |
| Device short name | LC1D |
| Contacteur application | Resistive load |
| Utilisation category | AC-1 |
| Poles description | 4P |
| Power pole contact composition | 2 NO + 2 NC |
| [Ue] rated operational voltage | Power circuit <= 690 V AC 25...400 Hz |
| [Ie] rated operational current | 32 A 140 °F (60 °C) <= 440 V AC AC-1 power circuit |
| Control circuit type | DC low consumption |
| [Uc] control circuit voltage | 24 V DC |
| Auxiliary contact composition | 1 NO + 1 NC |
| [Uimp] rated impulse withstand voltage | 6 kV IEC 60947 |
| Overvoltage category | III |
| [Ith] conventional free air thermal current | 10 A 140 °F (60 °C) signalling circuit 32 A 140 °F (60 °C) power circuit |
| Irms rated making capacity | 140 A AC signalling circuit IEC 60947-5-1 250 A DC signalling circuit IEC 60947-5-1 300 A 440 V power circuit IEC 60947 |
| Rated breaking capacity | 300 A 440 V power circuit IEC 60947 |
| [Icw] rated short-time withstand current | 145 A 104 °F (40 °C) - 10 s power circuit 240 A 104 °F (40 °C) - 1 s power circuit 40 A 104 °F (40 °C) - 10 min power circuit 84 A 104 °F (40 °C) - 1 min power circuit 100 A - 1 s signalling circuit 120 A - 500 ms signalling circuit 140 A - 100 ms signalling circuit |
| Associated fuse rating | 10 A gG signalling circuit IEC 60947-5-1 50 A gG <= 690 V type 1 power circuit 35 A gG <= 690 V type 2 power circuit |
| Average impedance | 2.5 mOhm - Ith 32 A 50 Hz power circuit |
| [Ui] rated insulation voltage | Power circuit 690 V IEC 60947-4-1 Power circuit 600 V CSA Power circuit 600 V UL Signalling circuit 690 V IEC 60947-1 Signalling circuit 600 V CSA Signalling circuit 600 V UL |
| Electrical durability | 1 Mcycles 32 A AC-1 <= 440 V |
| Power dissipation per pole | 2.5 W AC-1 |
| Front cover | With |
| Mounting Support | Plate Rail |
| Standards | EN 60947-4-1 EN 60947-5-1 IEC 60947-4-1 IEC 60947-5-1 UL 60947-4-1 UL 60947-5-1 CSA C22.2 No 60947-4-1 CSA C22.2 No 60947-5-1 GB/T 14048.4 |

| | |
|--------------------------|--|
| Product Certifications | UL CSA CCC EAC UKCA CB EU-RO-MR by DNV-GL |
| Connections - terminals | Control circuit screw clamp terminals 1 0.00... 0.01 in ² (1...4 mm ²)flexible without cable end Control circuit screw clamp terminals 2 0.00... 0.01 in ² (1...4 mm ²)flexible without cable end Control circuit screw clamp terminals 1 0.00... 0.01 in ² (1...4 mm ²)flexible with cable end Control circuit screw clamp terminals 2 0.00... 0.00 in ² (1...2.5 mm ²)flexible with cable end Control circuit screw clamp terminals 1 0.00... 0.01 in ² (1...4 mm ²)solid without cable end Control circuit screw clamp terminals 2 0.00... 0.01 in ² (1...4 mm ²)solid without cable end Power circuit connector 1 0.00...0.02 in ² (2.5... 10 mm ²)flexible without cable end Power circuit connector 2 0.00...0.02 in ² (2.5... 10 mm ²)flexible without cable end Power circuit connector 1 0.00...0.02 in ² (2.5... 10 mm ²)flexible with cable end Power circuit connector 2 0.00...0.02 in ² (2.5... 10 mm ²)flexible with cable end Power circuit connector 1 0.00...0.02 in ² (2.5... 16 mm ²)solid without cable end Power circuit connector 2 0.00...0.02 in ² (2.5... 16 mm ²)solid without cable end |
| Tightening torque | Control circuit 15.05 lbf.in (1.7 N.m) screw clamp terminals flat Ø 6 mm Control circuit 15.05 lbf.in (1.7 N.m) screw clamp terminals Philips No 2 Power circuit 15.05 lbf.in (1.7 N.m) connector flat Ø 6 mm Power circuit 15.05 lbf.in (1.7 N.m) connector Philips No 2 Control circuit 15.05 lbf.in (1.7 N.m) screw clamp terminals pozidriv No 2 Power circuit 22.13 lbf.in (2.5 N.m) screw clamp terminals pozidriv No 2 |
| Operating time | 65.45...88.55 ms closing 20...30 ms opening |
| Safety reliability level | B10d = 1369863 cycles contactor with nominal load EN/ISO 13849-1 B10d = 20000000 cycles contactor with mechanical load EN/ISO 13849-1 |
| Mechanical durability | 30 Mcycles |
| Maximum operating rate | 3600 cyc/h 140 °F (60 °C) |

Complementary

| | |
|--------------------------------|--|
| Coil technology | Built-in bidirectional peak limiting diode suppressor |
| Control circuit voltage limits | 0.1...0.3 Uc -40...140 °F (-40...60 °C) drop-out DC 0.8...1.25 Uc -40...140 °F (-40...60 °C) operational DC |
| Time constant | 40 ms |
| Inrush power in W | 2.4 W 68 °F (20 °C)) |
| Hold-in power consumption in W | 2.4 W 68 °F (20 °C) |
| Auxiliary contacts type | Mechanically linked 1 NO + 1 NC IEC 60947-5-1 Mirror contact 1 NC IEC 60947-4-1 |
| Signalling circuit frequency | 25...400 Hz |
| Minimum switching current | 5 mA signalling circuit |
| Minimum switching voltage | 17 V signalling circuit |
| Non-overlap time | 1.5 Ms on de-energisation between NC and NO contact 1.5 ms on energisation between NC and NO contact |
| Insulation resistance | > 10 MOhm signalling circuit |

Environment

| | |
|---------------------------------------|--|
| IP degree of protection | IP20 front face IEC 60529 |
| Climatic withstand | IACS E10 IEC 60947-1 Annex Q category D |
| Protective treatment | TH IEC 60068-2-30 |
| Pollution degree | 3 |
| Ambient air temperature for operation | -40...140 °F (-40...60 °C) 140...158 °F (60...70 °C) with derating |
| Ambient Air Temperature for Storage | -76...176 °F (-60...80 °C) |
| Operating altitude | 0...9842.52 ft (0...3000 m) |
| Fire resistance | 1562 °F (850 °C) IEC 60695-2-1 |
| Mechanical robustness | Vibrations contactor open2 Gn, 5...300 Hz Vibrations contactor closed4 Gn, 5...300 Hz Shocks contactor open10 Gn for 11 ms Shocks contactor closed15 Gn for 11 ms |
| Height | 3.58 in (91 mm) |
| Width | 1.77 in (45 mm) |
| Depth | 4.21 in (107 mm) |
| Net Weight | 1.29 lb(US) (0.585 kg) |






Ordering and shipping details

| | |
|-----------------------|------------------------------------|
| Category | 22354-CTR, TESYS D, OPEN, 9-38A AC |
| Discount Schedule | I12 |
| GTIN | 3389110449716 |
| Nbr. of units in pkg. | 1 |
| Package weight(Lbs) | 22.50 oz (638.0 g) |
| Returnability | No |
| Country of origin | ID |

Packing Units

| | |
|------------------------------|--------------------|
| Unit Type of Package 1 | PCE |
| Package 1 Height | 2.17 in (5.5 cm) |
| Package 1 width | 3.74 in (9.5 cm) |
| Package 1 Length | 4.72 in (12.0 cm) |
| Unit Type of Package 2 | S02 |
| Number of Units in Package 2 | 1 |
| Package 2 Weight | 31.39 oz (890.0 g) |
| Package 2 Height | 5.91 in (15.0 cm) |
| Package 2 width | 11.81 in (30.0 cm) |
| Package 2 Length | 15.75 in (40.0 cm) |

Offer Sustainability

| | |
|----------------------------|---|
| Sustainable offer status | Green Premium product |
| California proposition 65 | WARNING: This product can expose you to chemicals including: Antimony oxide & Antimony trioxide, which is known to the State of California to cause cancer. For more information go to www.P65Warnings.ca.gov |
| REACH Regulation |  REACH Declaration |
| EU RoHS Directive | Compliant  EU RoHS Declaration |
| Toxic heavy metal free | Yes |
| Mercury free | Yes |
| RoHS exemption information |  Yes |
| China RoHS Regulation |  China RoHS Declaration |
| Environmental Disclosure |  Product Environmental Profile |

| | |
|---------------------|---|
| Circularity Profile | End Of Life Information |
| PVC free | Yes |

Contractual warranty

| | |
|----------|-----------|
| Warranty | 18 months |
|----------|-----------|
