

Product data sheet

Specifications



Light block, Harmony XB4, Harmony XB5, for head 22mm, universal LED, screw clamp terminals, 24...120V AC DC

ZBVBG1

Main

Range of product	Harmony XB4 Harmony XB5
Product or component type	Light block
Device short name	ZBV
Sale per indivisible quantity	5
Connections - terminals	Screw clamp terminals, $\leq 2 \times 1.5 \text{ mm}^2$ with cable end conforming to IEC 60947-1 Screw clamp terminals, $\geq 1 \times 0.22 \text{ mm}^2$ without cable end conforming to IEC 60947-1
Signalling type	Steady
Light source	Universal LED
Bulb base	Integral LED
Light block supply	Direct
Light source colour	White
[Us] rated supply voltage	24...120 V AC/DC at 50/60 Hz

Complementary

Product weight	0.017 kg
Tightening torque	0.8...1.2 N.m conforming to IEC 60947-1
Shape of screw head	Cross compatible with Philips no 1 screwdriver Cross compatible with pozidriv No 1 screwdriver Slotted compatible with flat $\varnothing 4 \text{ mm}$ screwdriver Slotted compatible with flat $\varnothing 5.5 \text{ mm}$ screwdriver
Supply voltage limits	19.2...132 V DC 21.6...132 V AC
Service life	100000 h at rated voltage and 25 °C
Surge withstand	1 kV conforming to IEC 61000-4-5
Mounting of block	Front mounting
Electrical composition code	M1 M2 M3 M4 M5 M6 M10 MF1 P1 P2 PF1
Device presentation	Basic element

Environment

Protective treatment	TH
Ambient air temperature for storage	-40...70 °C
Ambient air temperature for operation	-40...70 °C
IP degree of protection	IP20 conforming to IEC 60529
Standards	CSA C22.2 No 14 IEC 60947-5-5 IEC 60947-1 JIS C8201-5-1 UL 508 IEC 60947-5-4 IEC 60947-5-1 JIS C8201-1
Product certifications	UL listed CSA
Resistance to fast transients	2 kV conforming to IEC 61000-4-4
Resistance to electromagnetic fields	10 V/m conforming to IEC 61000-4-3
Resistance to electrostatic discharge	6 kV on contact (on metal parts) conforming to IEC 61000-4-2 8 kV in free air (in insulating parts) conforming to IEC 61000-4-2
Electromagnetic emission	Class B conforming to IEC 55011
[Us] rated supply voltage	24...120 V

Packing Units

Unit Type of Package 1	PCE
Number of Units in Package 1	1
Package 1 Height	5.4 cm
Package 1 Width	4.4 cm
Package 1 Length	5.6 cm
Package 1 Weight	9 g
Unit Type of Package 2	BB1
Number of Units in Package 2	5
Package 2 Height	5.4 cm
Package 2 Width	4.4 cm
Package 2 Length	5.6 cm
Package 2 Weight	52 g
Unit Type of Package 3	S02
Number of Units in Package 3	400
Package 3 Height	15 cm
Package 3 Width	30 cm
Package 3 Length	40 cm
Package 3 Weight	4.476 kg

Contractual warranty

Warranty	18 months
----------	-----------



Environmental Data

Schneider Electric aims to achieve Net Zero status by 2050 through supply chain partnerships, lower impact materials, and circularity via our ongoing “Use Better, Use Longer, Use Again” campaign to extend product lifetimes and recyclability.

[Environmental Data explained >](#)

[How we assess product sustainability >](#)

Environmental footprint

Total lifecycle Carbon footprint	4
----------------------------------	---

Use Better

Materials and Substances

Packaging made with recycled cardboard	No
--	----

Packaging without single use plastic	No
--------------------------------------	----

[EU RoHS Directive](#)

Pro-active compliance (Product out of EU RoHS legal scope)

SCIP Number

E148b25a-d37b-4237-bc1f-74823046728d

California proposition 65

WARNING: This product can expose you to chemicals including: Lead and lead compounds, which is known to the State of California to cause cancer and birth defects or other reproductive harm. For more information go to www.P65Warnings.ca.gov

Use Again

Repack and remanufacture

Take-back	No
-----------	----

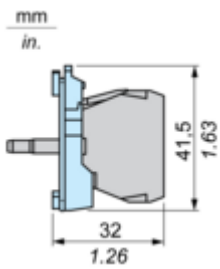
WEEE Label

 The product must be disposed on European Union markets following specific waste collection and never end up in rubbish bins

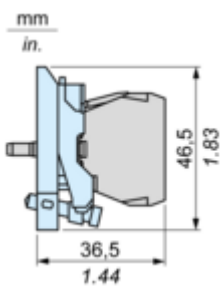
Dimensions Drawings

Dimensions

with ZB5AZ009 Fixing Collar



with ZB4BZ009 Fixing Collar



Technical Illustration

Dimensions

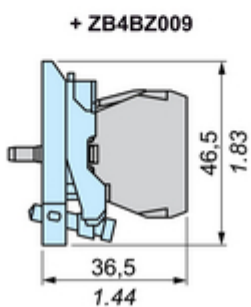
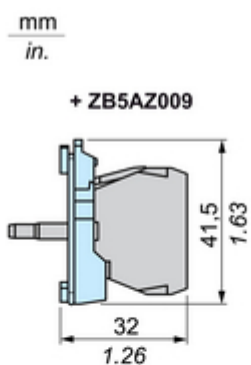


Image of product / Alternate images

Alternative

