

Product data sheet

Specifications



Manual overload reset push button,
Harmony XB5, red projecting,
22mm, for 17...120 mm actuation
distance

XB5AL84101

Product availability: Non-Stock - Not normally stocked in
distribution facility

Main

Range of Product	Harmony XB5
Product or Component Type	Manual overload reset push-button
Device short name	XB5
Bezel material	Dark grey plastic
Fixing collar material	Plastic
Head type	Standard
Mounting diameter	0.9 in (22 mm)
Shape of signaling unit head	Round
Operator profile	Red projecting, O white)
Activating distance	0.7...4.7 in (17...120 mm)
Device presentation	Complete product

Complementary

Height	1.1 in (29 mm)
Width	1.1 in (29 mm)
Depth	4.7 in (120 mm)
Net Weight	0.060 lb(US) (0.027 kg)
Resistance to high pressure washer	1015.3 psi (7000000 Pa) 131 °F (55 °C) 0.1 m
Operating travel	0.4 in (10 mm)

Environment

Protective treatment	TH
Ambient Air Temperature for Storage	-40...158 °F (-40...70 °C)
Ambient Air Temperature for Operation	-40...158 °F (-40...70 °C)
Electrical shock protection class	Class II conforming to IEC 60536
IP degree of protection	IP66 IEC 60529
NEMA degree of protection	NEMA 4X
IK degree of protection	IK03 conforming to IEC 50102
Standards	IEC 60947-1
Product Certifications	UL Listed

Price is "List Price" and may be subject to a trade discount – check with your local distributor or retailer for actual price.

Disclaimer: This documentation is not intended as a substitute for and is not to be used for determining suitability or reliability of these products for specific user applications

Ordering and shipping details

Category	US10CS222467
Discount Schedule	0CS2
GTIN	3389110102499
Returnability	Yes
Country of origin	FR

Packing Units

Unit Type of Package 1	PCE
Nbr. of units in pkg.	1
Package 1 Height	1.77 in (4.500 cm)
Package 1 Width	2.17 in (5.500 cm)
Package 1 Length	5.28 in (13.400 cm)
Package weight(Lbs)	1.376 oz (39.000 g)
Unit Type of Package 2	S03
Number of Units in Package 2	80
Package 2 Height	11.81 in (30.000 cm)
Package 2 Width	11.81 in (30.000 cm)
Package 2 Length	15.75 in (40.000 cm)
Package 2 Weight	7.970 lb(US) (3.615 kg)

Contractual warranty

Warranty	18 months
----------	-----------

Environmental Data

Schneider Electric aims to achieve Net Zero status by 2050 through supply chain partnerships, lower impact materials, and circularity via our ongoing “Use Better, Use Longer, Use Again” campaign to extend product lifetimes and recyclability.

[Environmental Data explained >](#)


[How we assess product sustainability >](#)

Environmental footprint	
Carbon footprint (kg CO2 eq, Total Life cycle)	1
Environmental Disclosure	Product Environmental Profile

Use Better

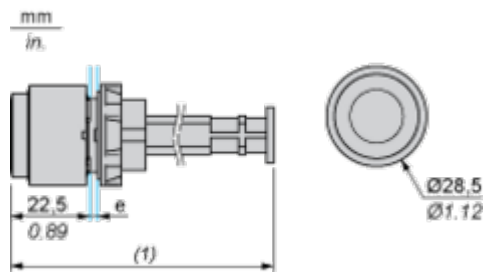
Materials and Substances	
Packaging made with recycled cardboard	Yes
Packaging without single use plastic	Yes
EU RoHS Directive	Pro-active compliance (Product out of EU RoHS legal scope)
REACH Regulation	REACH Declaration
California proposition 65	WARNING: This product can expose you to chemicals including: Di-isodecyl phthalate (DIDP), which is known to the State of California to cause birth defects or other reproductive harm. For more information go to www.P65Warnings.ca.gov

Use Again

Repack and remanufacture	
Circularity Profile	End of Life Information
Take-back	No
WEEE Label	 The product must be disposed on European Union markets following specific waste collection and never end up in rubbish bins.

Dimensions Drawings

Dimensions



e: clamping thickness: 1 to 6 mm / 0.04 to 0.24 in.

(1) Actuation distance: see table below

	Actuation distance in mm	Actuation distance in in.
XB5AL801	41 to 150	1.61 to 5.91
XB5AL802	150 to 260	5.91 to 10.24

Mounting and Clearance

Panel Cut-out for Pushbuttons, Switches and Pilot Lights (Finished Holes, Ready for Installation)

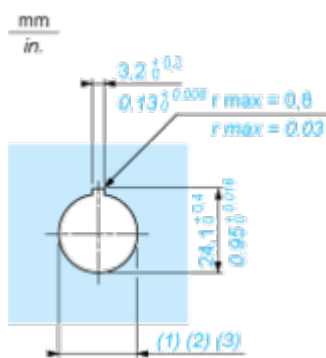
Connection by Screw Clamp Terminals or Plug-in Connectors or on Printed Circuit Board



- (1) Diameter on finished panel or support
- (2) For selector switches and Emergency stop buttons, use of an anti-rotation plate type ZB5AZ902 is recommended.
- (3) Ø22.5 mm recommended ($\text{Ø}22.3 \begin{smallmatrix} +0.4 \\ 0 \end{smallmatrix}$) / Ø0.89 in. recommended ($\text{Ø}0.88 \text{ in.} \begin{smallmatrix} +0.016 \\ 0 \end{smallmatrix}$)

Connections	a in mm	a in in.	b in mm	b in in.
By screw clamp terminals or plug-in connector	40	1.57	30	1.18
By Faston connectors	45	1.77	32	1.26
On printed circuit board	30	1.18	30	1.18

Detail of Lug Recess



- (1) Diameter on finished panel or support
- (2) For selector switches and Emergency stop buttons, use of an anti-rotation plate type ZB5AZ902 is recommended.
- (3) Ø22.5 mm recommended ($\text{Ø}22.3 \begin{smallmatrix} +0.4 \\ 0 \end{smallmatrix}$) / Ø0.89 in. recommended ($\text{Ø}0.88 \text{ in.} \begin{smallmatrix} +0.016 \\ 0 \end{smallmatrix}$)