

# Product data sheet

Specifications



## Protection cover, Harmony XB5, metal, silver, for RJ45 and USB ports

ZBSP3

⚠ To be discontinued on: May 29, 2026

⚠ To be discontinued

### Main

Range of product	Harmony XB5
Sale per indivisible quantity	1

### Complementary

Panel Thickness with accessory	1.5...2.5 mm
Product or component type	Metal protection cover
Material	Metal
Accessory / separate part category	Protection accessories
Product compatibility	Panel mounted RJ45 port XB5P Panel mounted USB port XB5P
IP degree of protection	IP65 conforming to IEC 60529 IP67 conforming to IEC 60529 IP69K conforming to IEC 60529
Colour	Silver

### Packing Units

Unit Type of Package 1	PCE
Number of Units in Package 1	1
Package 1 Height	2.5 cm
Package 1 Width	4 cm
Package 1 Length	6 cm
Package 1 Weight	13 g
Unit Type of Package 2	S02
Number of Units in Package 2	100
Package 2 Height	15 cm
Package 2 Width	30 cm
Package 2 Length	40 cm
Package 2 Weight	1.625 kg

Disclaimer: This documentation is not intended as a substitute for and is not to be used for determining suitability or reliability of these products for specific user applications

Schneider Electric aims to achieve Net Zero status by 2050 through supply chain partnerships, lower impact materials, and circularity via our ongoing “Use Better, Use Longer, Use Again” campaign to extend product lifetimes and recyclability.

[Environmental Data explained](#) >

[How we assess product sustainability](#) >

Environmental footprint	
Total lifecycle Carbon footprint	1

Use Better

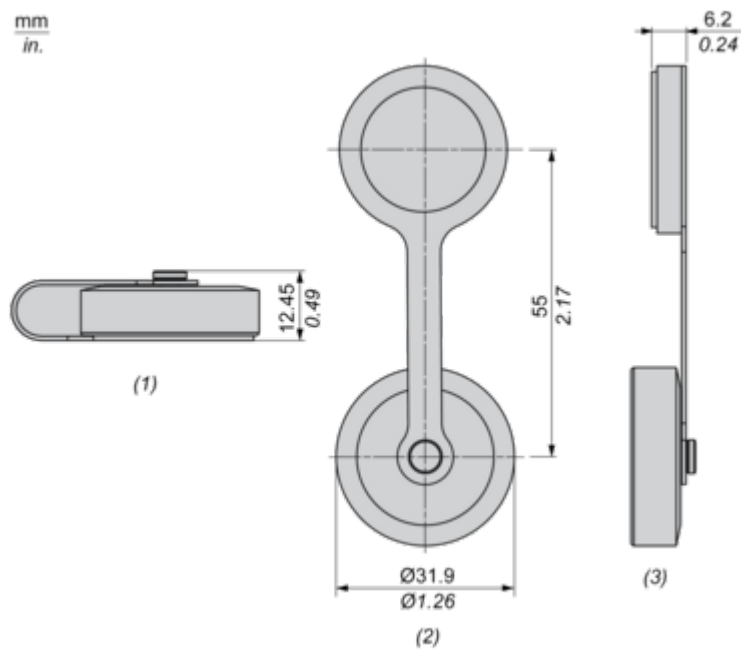
Materials and Substances	
Packaging made with recycled cardboard	Yes
Packaging without single use plastic	No
<a href="#">EU RoHS Directive</a>	Pro-active compliance (Product out of EU RoHS legal scope)
California proposition 65	WARNING: This product can expose you to chemicals including: Lead and lead compounds, which is known to the State of California to cause cancer and birth defects or other reproductive harm. For more information go to <a href="#">www.P65Warnings.ca.gov</a>

Use Again

Repack and remanufacture	
Take-back	No

Dimensions Drawings

Dimensions

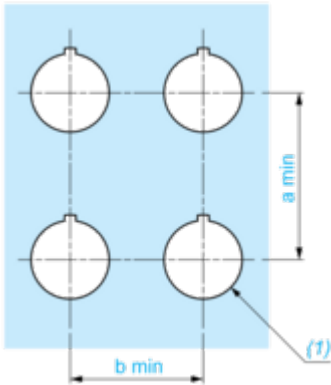


- (1) Side view - Closed
- (2) Front View - Open
- (3) Side view - Open

Mounting and Clearance

Panel Cut-out for Protective Cover (Finished Holes, Ready for Installation)

Connection by Screw Clamp Terminals or Plug-in Connectors



(1) Diameter on finished panel or support

Connections	a in mm	a in in.	b in mm	b in in.
By screw clamp terminals or plug-in connector	50	1.97	40	1.57

Technical Illustration

Dimensions

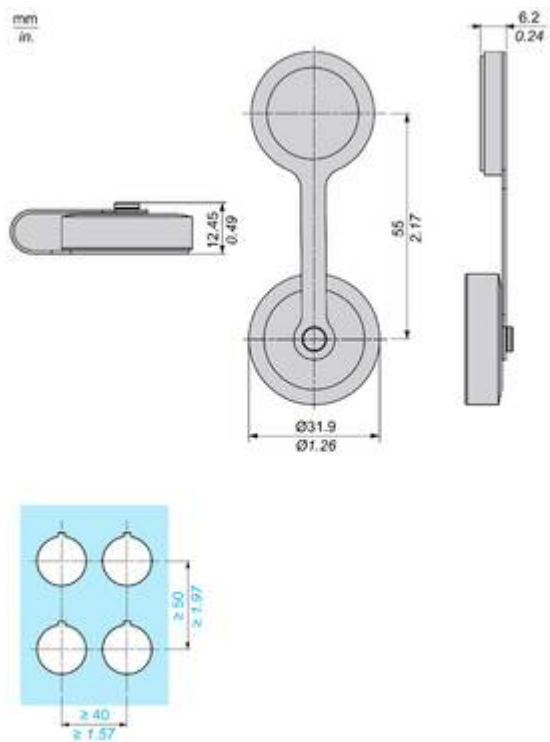


Image of product / Alternate images

Alternative

---



