

XENB1181

Single contact block, Harmony XAC, spring return, 2 speed, spring return, front mounting, 2NO



Main

Range of Product	Harmony XAC
Product or Component Type	Contact block
Component name	XENB
Electrical circuit type	Control circuit
Contact block application	2-speed
Contact block type	Single
Type of operator	Spring return
Product Compatibility	XACB XACM
Mechanical interlocking	Without mechanical interlock
Contacts type and composition	2 NO
Mounting of block	Front mounting
Contact operation	Staggered Slow-break

Complementary

Connections - terminals	Screw clamp terminals, 1 x 2.5 mm ² with or without cable end Screw clamp terminals, 2 x 1.5 mm ² with or without cable end
Mechanical durability	1000000 cycles
Contact code designation	A300 AC-15, U _e = 240 V, I _e = 3 A IEC 60947-5-1 appendix A Q300 DC-13, U _e = 250 V, I _e = 0.27 A IEC 60947-5-1 appendix A
[I _{th} e] conventional enclosed thermal current	10 A
[U _i] rated insulation voltage	400 V 3)IEC 60947-1
[U _{imp}] rated impulse withstand voltage	6 kV IEC 60947-1
Maximum resistance across terminals	25 MOhm
Short-circuit protection	10 A fuse protection cartridge gG
Rated operational power in W	31 W DC-13 1000000 cycles 60 cyc/mn 48 V 0.5 inductive IEC 60947-5-1 appendix C 35 W DC-13 1000000 cycles 60 cyc/mn 120 V 0.5 inductive IEC 60947-5-1 appendix C 48 W DC-13 1000000 cycles 60 cyc/mn 24 V 0.5 inductive IEC 60947-5-1 appendix C
Rated operational power in VA	140 VA AC-15 1000000 cycles 60 cyc/mn 24 V 50/60 Hz 0.5 inductive 210 VA AC-15 1000000 cycles 60 cyc/mn 48 V 50/60 Hz 0.5 inductive 640 VA AC-15 1000000 cycles 60 cyc/mn 127 V 50/60 Hz 0.5 inductive 680 VA AC-15 1000000 cycles 60 cyc/mn 230 V 50/60 Hz 0.5 inductive
Terminals description ISO n°1	(33-34)NO (43-44)NO_CL
Terminal identifier	(13-14)NO (11-12)NC
Net Weight	0.11 lb(US) (0.05 kg)

The information provided in this documentation contains general descriptions and/or technical characteristics of the products of the company. It is not intended to be used as a substitute for and is not to be used for determining suitability or reliability of these products for specific user applications. It is the duty of any such user or integrator to perform the appropriate and complete risk analysis, evaluation and testing of the products with respect to the relevant specific application or use thereof. Neither Schneider Electric Industries SAS nor any of its affiliates or subsidiaries shall be responsible or liable for misuse of the information contained herein.

Environment

Standards	EN 60947-5-1 CSA C22.2 No 14 IEC 60947-5-1
Ambient Air Temperature for Operation	-13...158 °F (-25...70 °C)
Ambient Air Temperature for Storage	-40...158 °F (-40...70 °C)
Vibration resistance	15 gn 10...500 Hz)IEC 60068-2-6
Shock resistance	100 gn IEC 60068-2-27





Ordering and shipping details

Category	22466-PUSHBUTTON, ACCESSORIES
Discount Schedule	CS2
GTIN	3389110607659
Returnability	Yes
Country of origin	CZ

Packing Units

Unit Type of Package 1	PCE
Number of Units in Package 1	1
Package 1 Height	1.34 in (3.4 cm)
Package 1 Width	3.82 in (9.7 cm)
Package 1 Length	2.95 in (7.5 cm)
Package 1 Weight	1.62 oz (46.0 g)
Unit Type of Package 2	S02
Number of Units in Package 2	25
Package 2 Height	5.91 in (15.0 cm)
Package 2 Width	11.81 in (30.0 cm)
Package 2 Length	15.75 in (40.0 cm)
Package 2 Weight	3.30 lb(US) (1.499 kg)

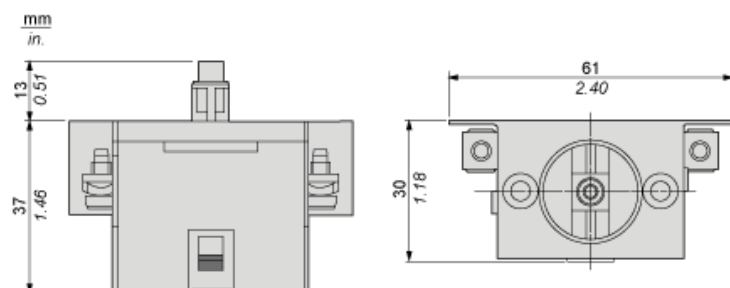
Offer Sustainability

California proposition 65	WARNING: This product can expose you to chemicals including: Nickel compounds, which is known to the State of California to cause cancer, and Di-isodecyl phthalate (DIDP), which is known to the State of California to cause birth defects or other reproductive harm. For more information go to www.P65Warnings.ca.gov
REACH Regulation	 REACH Declaration
REACH free of SVHC	Yes
EU RoHS Directive	Pro-active compliance (Product out of EU RoHS legal scope)  EU RoHS Declaration
Toxic heavy metal free	Yes
Mercury free	Yes
China RoHS Regulation	 China RoHS Declaration
RoHS exemption information	 Yes
WEEE	The product must be disposed on European Union markets following specific waste collection and never end up in rubbish bins.

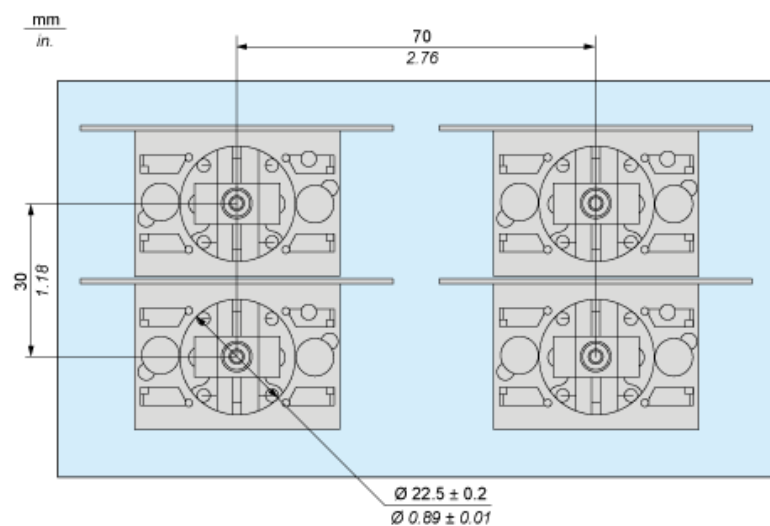
Contractual warranty

Warranty	18 months
----------	-----------

Dimensions



Mounting



Rated Operational Power

AC Supply 50/60 Hz

Operating rate: 3600 operating cycles/hour. Load factor: 0.5.

Power broken in VA for 1 million operating cycles, AC-15 utilization category

Voltage	V	24	48	127	230
Inductive circuit	W	140	210	640	680

DC Supply

Operating rate: 3600 operating cycles/hour. Load factor: 0.5.

Power broken in W for 1 million operating cycles, DC-13 utilization category

Voltage	V	24	48	120
Inductive circuit	W	48	31	35