

Product availability: Stock - Normally stocked in distribution facility



### Main

|                           |                                    |
|---------------------------|------------------------------------|
| Range of product          | Magelis XBT GC, GT/GK with control |
| Product or component type | Small touch HMI controller         |
| Display size              | 5.7 inch                           |
| Display type              | Backlit colour TFT LCD             |
| Display colour            | 65000 colours                      |
| Pixel resolution          | 320 x 240 pixels QVGA              |
| Touch panel               | Analogue                           |
| [Us] rated supply voltage | 24 V DC                            |
| Supply                    | External source                    |
| Supply voltage limits     | 19.2...28.8 V                      |
| Enclosure material        | PPT                                |

### Complementary

|                             |  |
|-----------------------------|--|
| Backlight lifespan          | 50000 hours  |
| Brightness                  | 8 levels via touch panel   |
| Contrast                    | 8 levels via touch panel   |
| Character font              | Taiwanese (traditional Chinese)<br>Japanese (ANK, Kanji)<br>ASCII<br>Korean<br>Chinese (simplified Chinese)  |
| Inrush current              | <= 30 A  |
| Power consumption in W      | 27 W   |
| Local signalling            | 1 LED (green) normal operation   |
| Number of pages             | Limited by internal memory capacity  |
| Software designation        | SoMachine  |
| Operating system            | Magelis  |
| Processor name              | CPU RISC   |
| Processor frequency         | 131 MHz  |
| Memory description          | Application memory, 16 MB<br>Back up of data, 512 kB   |
| Integrated connection type  | 1 Ethernet TCP/IP RJ45<br>1 USB port (V1.1) USB type A<br>COM1 serial link male SUB-D 9 <= 115.2 kbits/s RS232C/RS422/RS485<br>Power supply removable screw terminal block |
| I/O expansion capacity      | 3 M238 modules   |
| Realtime clock              | Built-in   |
| Downloadable protocols      | Uni-TE<br>Modbus TCP/IP<br>Modbus<br>Third party protocols   |
| Fixing mode                 | By 4 screw clips (1.6...5 mm thick panel)  |
| Marking                     | CE   |
| Discrete input number       | 16   |
| Discrete input voltage      | 24 V   |
| Discrete input voltage type | DC   |
| Number of common point      | 1I/2O  |
| Input voltage limits        | 20.4...28.8 V  |

The information provided in this documentation contains general descriptions and/or technical characteristics of the products of the Schneider Electric group. It is not intended as a substitute for and is not to be used for determining suitability or reliability of these products for specific user applications. It is the duty of any such user or integrator to perform the appropriate and complete risk analysis, evaluation and testing of the products with respect to the relevant specific application or use thereof. Neither Schneider Electric Industries SAS nor any of its affiliates or subsidiaries shall be responsible or liable for misuse of the information contained herein.

|                            |  |
|----------------------------|--|
| Discrete input logic       | Source   |
| Discrete input current     | 5 mA on other I0.i<br>6.5 mA on I0.0, I0.2, I0.4, I0.6   |
| Input impedance            | 3.7 kOhm on I0.0, I0.2, I0.4, I0.6<br>4.7 kOhm on other I0.i   |
| Filter time                | 0.5...20 ms at state 0<br>0.5...20 ms at state 1   |
| Isolation between channels | None   |
| Discrete output number     | 16   |
| Discrete output type       | Transistor   |
| Discrete output voltage    | 24 V   |
| Output voltage limits      | 20.4...28.8 V  |
| Discrete output logic      | Source   |
| Discrete output current    | 0.2 A  |
| Current per output common  | 1.6 A  |
| Response time              | 5 µs at state 0 Q0.0...Q0.3<br>5 µs at state 1 Q0.0...Q0.3<br>500 µs at state 0 other Q0.i<br>500 µs at state 1 other Q0.i |
| [Ures] residual voltage    | <= 0.5 V at state 1  |
| Leakage current            | 0.1 mA   |
| Short-circuit protection   | 2.5 A fuse   |
| Height                     | 5.31 in (135 mm)   |
| Width                      | 6.59 in (167.4 mm)   |
| Depth                      | 3.06 in (77.6 mm)  |
| Product weight             | 2.2 lb(US) (1 kg)  |

## Environment

|                                       |  |
|---------------------------------------|--|
| Immunity to microbreaks               | <= 3 ms  |
| Standards                             | IEC 61000-6-2<br>UL 508<br>CSA C22.2 No 14<br>UL 1604<br>EN 61131-2<br>FCC Class A                       |
| Product certifications                | C-Tick<br>CULus<br>UL class 1 Div2 T4A ou T5<br>CSA  |
| Ambient air temperature for operation | 32...122 °F (0...50 °C)  |
| Ambient air temperature for storage   | -4...140 °F (-20...60 °C)  |
| Relative humidity                     | 10...90 % without condensation   |
| Operating altitude                    | <= 6561.68 ft (2000 m)   |
| IP degree of protection               | IP20 (rear panel) conforming to IEC 60529<br>IP65 (front panel) conforming to IEC 60529                  |
| NEMA degree of protection             | NEMA 4X (front panel)  |
| Shock resistance                      | 147 m/s <sup>2</sup> conforming to IEC 60068-2-27  |
| Vibration resistance                  | +/- 3.5 mm (f = 5...9 Hz conforming to IEC 60068-2-6<br>1 gn (f = 9...150 Hz conforming to IEC 60068-2-6 |
| Resistance to electromagnetic fields  | Conforming to IEC 61000-4-3  |

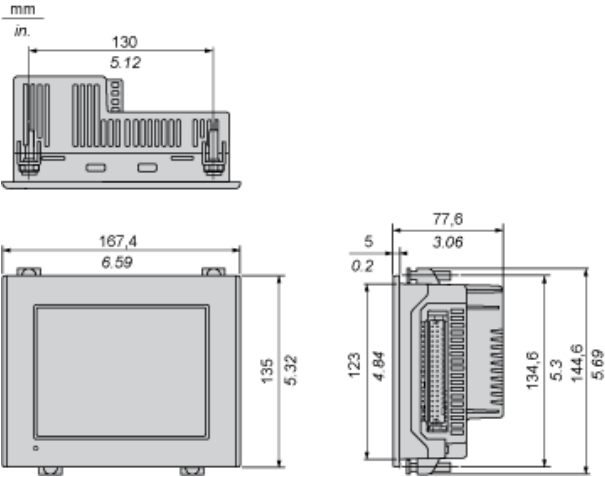
## Ordering and shipping details

|                       |                         |
|-----------------------|-------------------------|
| Category              | 22568 - HMI CONTROLLERS |
| Discount Schedule     | MC2                     |
| GTIN                  | 00785901104544          |
| Nbr. of units in pkg. | 1                       |
| Package weight(Lbs)   | 3.1899999999999999      |
| Returnability         | Y                       |
| Country of origin     | CN                      |

## Offer Sustainability

|                            |  |
|----------------------------|--|
| RoHS (date code: YYWW)     | Compliant - since 1342 - Schneider Electric declaration of conformity <a href="#">Schneider Electric declaration of conformity</a> |
| REACH                      | Reference not containing SVHC above the threshold  |
| California proposition 65  | WARNING: This product can expose you to chemicals including:   |
| - - - - - Substance 1      | Lead and lead compounds, which is known to the State of California to cause cancer and birth defects or other reproductive harm.   |
| - - - - - More information | For more information go to <a href="http://www.p65warnings.ca.gov">www.p65warnings.ca.gov</a>                                      |

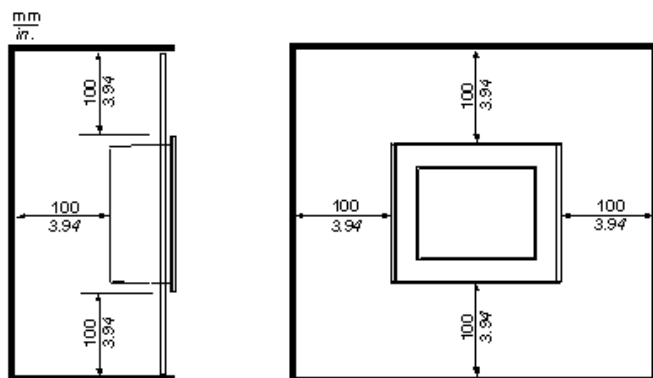
Dimensions



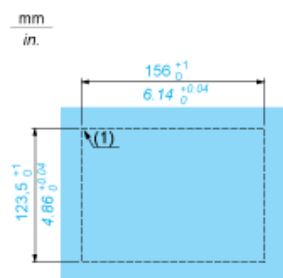
## Clearance

### Installation Requirements

For easier maintenance, operation and improved ventilation, be sure to install the unit at least 100 mm (3.94 in) away from adjacent structures and other equipment:



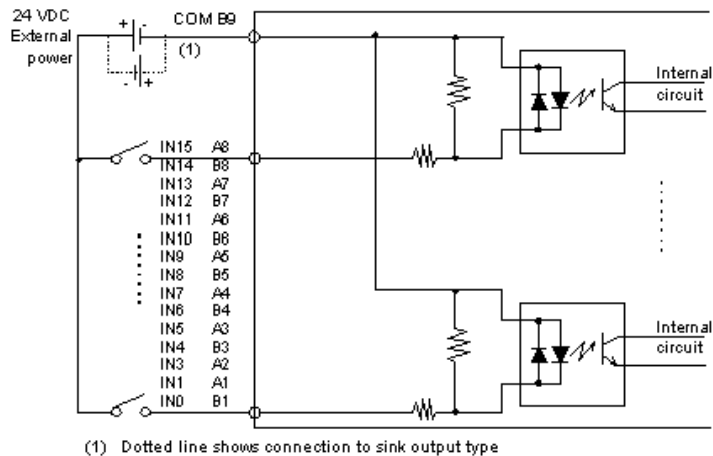
## Panel Cut-out Dimensions



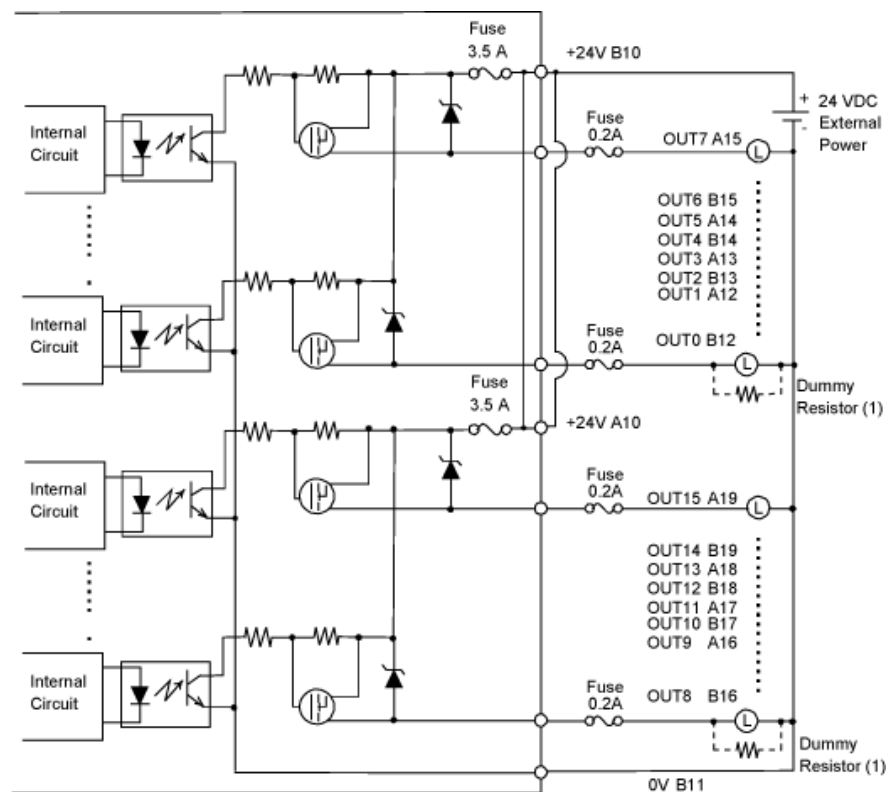
(1)  $r < 3$

## Wiring Diagrams

### Input Circuit



### Output Circuit (Source)



<sup>(1)</sup> (Example) The output delay time (OFF to ON) is 1.5  $\mu$ s where the output current is 50 mA. Install an external dummy resistor to increase the amount of current when faster response is required when the load is light.