

Main

Range of product	Harmony Relay
Product or component type	Socket
Device short name	SSLZ
Sale per indivisible quantity	10

Complementary

Contact terminal arrangement	Separate
Product compatibility	Solid state relay SSL NO 110 V AC Solid state relay SSL NO 110 V DC
Shape of pin	Flat
[I _{th}] conventional free air thermal current	6 A
[I _{th}] conventional free air thermal current	6 A
[U _e] rated operational voltage	< 250 V AC/DC
Connections - terminals	Screw clamp terminals, 1 x 0.2...1 x 2.5 mm ² AWG 24...AWG 14) solid without cable end Screw clamp terminals, 1 x 0.2...1 x 2.5 mm ² AWG 24...AWG 14) flexible with cable end
Tightening torque	< 0.5 N.m M2.5
Fixing mode	Clip-on 35 mm DIN rail)
Switching voltage	110 V AC/DC
Local signalling	For input status LED (green)
Width	0.24 in (6.2 mm)
Height	3.98 in (101 mm)
Depth	3.09 in (78.6 mm)
Net weight	0.06 lb(US) (0.0285 kg)

Environment

Flame retardance	V0 conforming to UL 94
Standards	IEC 61984
Product certifications	CSA C22-2 No 14 UL 508
Marking	CE
Ambient air temperature for storage	-40...185 °F (-40...85 °C)
Ambient air temperature for operation	-40...158 °F (-40...70 °C)
IP degree of protection	IP20
Dielectric strength	2500 V

Ordering and shipping details

Category	21127 - ZELIO ICE CUBE RELAYS
Discount Schedule	CP2
GTIN	00785901968320
Nbr. of units in pkg.	10
Package weight(Lbs)	10 lb(US) (4.54 kg)
Returnability	No
Country of origin	CN

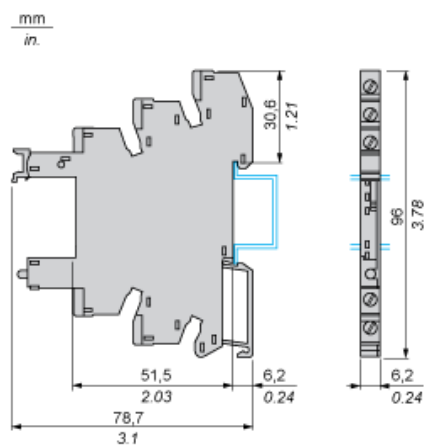
Packing Units

Unit Type of Package 1	PCE
Package 1 Height	3.78 in (9.6 cm)
Package 1 width	0.24 in (0.62 cm)
Package 1 Length	3.11 in (7.9 cm)
Unit Type of Package 2	BB1
Number of Units in Package 2	10
Package 2 Weight	10.93 oz (310 g)
Package 2 Height	2.95 in (7.5 cm)
Package 2 width	3.35 in (8.5 cm)
Package 2 Length	4.13 in (10.5 cm)
Unit Type of Package 3	S03
Number of Units in Package 3	300
Package 3 Weight	19.69 lb(US) (8.933 kg)
Package 3 Height	11.81 in (30 cm)
Package 3 width	11.81 in (30 cm)
Package 3 Length	15.75 in (40 cm)

Offer Sustainability

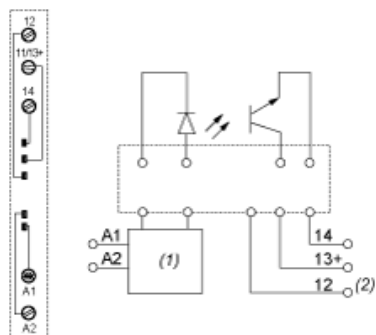
Sustainable offer status	Green Premium product
California proposition 65	WARNING: This product can expose you to chemicals including: Nickel compounds, which is known to the State of California to cause cancer, and Di-isodecyl phthalate (DIDP), which is known to the State of California to cause birth defects or other reproductive harm. For more information go to www.P65Warnings.ca.gov
REACH Regulation	REACH Declaration
REACH free of SVHC	Yes
EU RoHS Directive	Pro-active compliance (Product out of EU RoHS legal scope) EU RoHS Declaration
Toxic heavy metal free	Yes
Mercury free	Yes
RoHS exemption information	Yes
China RoHS Regulation	China RoHS Declaration
Environmental Disclosure	Product Environmental Profile
Circularity Profile	End Of Life Information

Dimensions



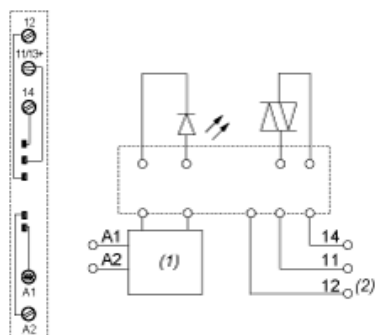
Wiring Diagram

Wiring Diagram for DC Output



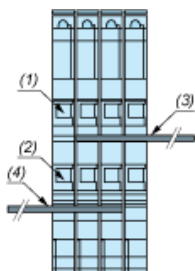
- (1) Protection circuit
- (2) Terminal 12 is not in use for SSL Relay

Wiring Diagram for AC Output



- (1) Protection circuit
- (2) Terminal 12 is not in use for SSL Relay

Example of RSLZ2 Bus Jumper Mounting on Sockets



- (1) A1
- (2) A2
- (3) Bus jumper polarity A1
- (4) Bus jumper polarity A2