

Product data sheet

Specifications



Disconnect switch, TeSys VLS, additional pole, 63A, for 30A and 63A switch, size 2, door mount

VLS1P063D2S

Product availability: Stock - Normally stocked in distribution facility

Main

Range	TeSys
Device short name	VLS1P
Product or Component Type	Additional pole
Performance level	High performance
Poles description	1P
Contacts type and composition	1 NO
Contact operation	Simultaneous
Range compatibility	TeSys TeSys VARIO LS VLS3P
Network type	AC
Network Frequency	50/60 Hz
Suitability for isolation	Yes

Complementary

Mounting Location	Right Left
Mounting Support	Door
[Ue] rated operational voltage	690 V AC 50/60 Hz
[Uimp] rated impulse withstand voltage	8 kV
[Ith] conventional free air thermal current	63 A (at 131 °F (55 °C))
[Ithe] conventional enclosed thermal current	63 A
[Ie] rated operational current	60 A Ue: 600 V UL98 63 A AC-21A Ue: 400 V 63 A AC-21A Ue: 500 V 63 A AC-21A Ue: 690 V 63 A AC-22A Ue: 400 V 63 A AC-22A Ue: 500 V 63 A AC-22A Ue: 690 V 63 A AC-23A Ue: 400 V 63 A AC-23A Ue: 500 V 47 A AC-23A Ue: 690 V
Rated operational power in W	30 kW 400 V AC-23A) 45 kW 500 V AC-23A) 45 kW 690 V AC-23A)
Intermittent duty class	Class 120 - 60 %
Making capacity (I Rms)	94.5 A 690 V AC-21A 189 A 690 V AC-22A 630 A 690 V AC-23A

Price is "List Price" and may be subject to a trade discount – check with your local distributor or retailer for actual price.

Disclaimer: This documentation is not intended as a substitute for and is not to be used for determining suitability or reliability of these products for specific user applications

[Icm] rated short-circuit making capacity	3550 A 690 V
[Icw] rated short-time withstand Rms current	2500 A 690 V 1 s
Rated conditional short-circuit current	50 kA 400 V 63 A gG
Breaking capacity	94.5 A 690 V AC-21A) 189 A 690 V AC-22A) 504 A 690 V AC-23A)
Mechanical durability	30000 cycles
Electrical durability	30000 cycles AC-21
Connections - terminals	Power circuit screw clamp terminals 0.08 in² (50 mm²) solid Power circuit screw clamp terminals 0.1 in² (70 mm²) flexible - without cable end
Tightening torque	Power circuit 44.3...53.1 lbf.in (5...6 N.m) screw clamp terminals
Height	3.9 in (100 mm)
Width	0.9 in (23 mm)
Depth	1.9 in (48.6 mm)
Net Weight	0.24 lb(US) (0.11 kg)
color	Gray

Environment

Standards	UL98 CSA C22.2 No 4 IEC 60947-3
Product Certifications	cULus GL
IP degree of protection	IP20 conforming to IEC 60529
Mechanical robustness	Vibrations 2...100 Hz Fc 0.7 g) IEC 60068-2-6 Shocks 11 ms Ea 15 gn) IEC 60068-2-27
Ambient air temperature for operation	-13...131 °F (-25...55 °C)
Fire resistance	1760 °F (960 °C) IEC 60695-2-11

Ordering and shipping details

Category	US10CP121734
Discount Schedule	0CP1
GTIN	3606481156655
Returnability	Yes
Country of origin	IT

Packing Units

Unit Type of Package 1	PCE
Nbr. of units in pkg.	1
Package 1 Height	2.56 in (6.500 cm)
Package 1 Width	2.80 in (7.100 cm)
Package 1 Length	4.45 in (11.300 cm)
Package weight(Lbs)	4.691 oz (133.000 g)
Unit Type of Package 2	S03


Number of Units in Package 2	36
Package 2 Height	11.81 in (30.000 cm)
Package 2 Width	11.81 in (30.000 cm)
Package 2 Length	15.75 in (40.000 cm)
Package 2 Weight	11.669 lb(US) (5.293 kg)

Schneider Electric aims to achieve Net Zero status by 2050 through supply chain partnerships, lower impact materials, and circularity via our ongoing “Use Better, Use Longer, Use Again” campaign to extend product lifetimes and recyclability.



[Environmental Data explained >](#)

[How we assess product sustainability >](#)

Use Better

 Materials and Substances	
Packaging made with recycled cardboard	Yes
Packaging without single use plastic	No
EU RoHS Directive	Compliant
California proposition 65	WARNING: This product can expose you to chemicals including: Antimony oxide & Antimony trioxide, which is known to the State of California to cause cancer. For more information go to www.P65Warnings.ca.gov

Use Again

 Repack and remanufacture	
Take-back	No
WEEE Label	 The product must be disposed on European Union markets following specific waste collection and never end up in rubbish bins.