

Product data sheet

Specifications



Indicator bank, Harmony XVB, illuminated unit, plastic, blue, 70mm, steady, bulb or LED not included, 250V

XVBC36

⚠ To be discontinued

⚠ To be discontinued on: Jun 30, 2025

⚠ To be end-of-service on: Dec 31, 2026

Product availability: Stock - Normally stocked in distribution facility

Main

Range of Product	Harmony XVB Universal
Product or Component Type	Indicator bank
Beacon or indicator bank unit type	Illuminated unit
Signalling type	Steady
Mounting diameter	2.8 in (70 mm)
Component name	XVBC
Material	Polycarbonate
Light source	Bulb not included, blue
Bulb type	Incandescent BA 15d Protected LED
[Us] rated supply voltage	<= 250 V

Complementary

Assembly style	Customer assembly, up to 5 units
Maximum power dissipation in W	7 W
Connections - terminals	Screw clamp terminals, <= 1 x 1.5 mm ² with cable end
[Ui] rated insulation voltage	250 V IEC 60947-1
Nominal voltage limit	0.85...1.1 Un IEC 60947-5-1
[Uimp] rated impulse withstand voltage	4 kV IEC 60947-1
CAD overall width	2.8 in (70 mm)
CAD overall height	2.5 in (63 mm)
CAD overall depth	2.8 in (70 mm)

Environment

pollution degree	2
Product Certifications	CCC EAC CSA C22-2 No 14 UL 508

Price is "List Price" and may be subject to a trade discount – check with your local distributor or retailer for actual price.

Disclaimer: This documentation is not intended as a substitute for and is not to be used for determining suitability or reliability of these products for specific user applications

Standards	IEC 60947-5-1
Protective treatment	TC
Ambient Air Temperature for Storage	-40...158 °F (-40...70 °C)
Ambient air temperature for operation	-13...122 °F (-25...50 °C) LED -13...158 °F (-25...70 °C) incandescent
Electrical shock protection class	Class I on support tube IEC 61140 Class II on base unit IEC 61140
IP degree of protection	IP65 on fixing base XVBZ0. IEC 60529 IP66 on base unit IEC 60529
NEMA degree of protection	Type 4X UL indoor)

Ordering and shipping details

Category	US100XV22611
Discount Schedule	00XV
GTIN	3389110845099
Returnability	Yes
Country of origin	ID

Packing Units

Unit Type of Package 1	PCE
Number of Units in Package 1	1
Package 1 Height	3.07 in (7.800 cm)
Package 1 Width	4.17 in (10.600 cm)
Package 1 Length	5.67 in (14.400 cm)
Package 1 Weight	4.762 oz (135.000 g)
Unit Type of Package 2	S03
Number of Units in Package 2	36
Package 2 Height	11.81 in (30.000 cm)
Package 2 Width	11.81 in (30.000 cm)
Package 2 Length	15.75 in (40.000 cm)
Package 2 Weight	12.427 lb(US) (5.637 kg)

Contractual warranty

Warranty	18 months
----------	-----------

Environmental Data

Schneider Electric aims to achieve Net Zero status by 2050 through supply chain partnerships, lower impact materials, and circularity via our ongoing “Use Better, Use Longer, Use Again” campaign to extend product lifetimes and recyclability.

[Environmental Data explained >](#)


[How we assess product sustainability >](#)

Environmental footprint	
Carbon footprint (kg CO2 eq, Total Life cycle)	73

Use Better

Materials and Substances	
Packaging made with recycled cardboard	Yes
Packaging without single use plastic	Yes
EU RoHS Directive	Pro-active compliance (Product out of EU RoHS legal scope)
SCIP Number	D2b770b5-0c26-43b8-9686-bd198ab76258
REACH Regulation	REACH Declaration
California proposition 65	WARNING: This product can expose you to chemicals including: Lead and lead compounds, which is known to the State of California to cause cancer and birth defects or other reproductive harm. For more information go to www.P65Warnings.ca.gov

Use Again

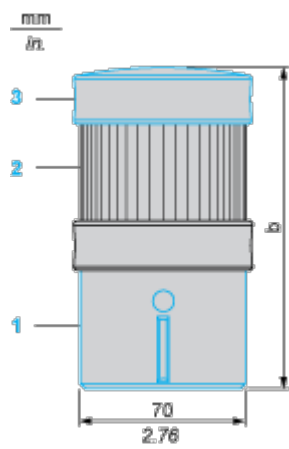
Repack and remanufacture	
Circularity Profile	No need of specific recycling operations
Take-back	No
WEEE	 The product must be disposed on European Union markets following specific waste collection and never end up in rubbish bins.

Dimensions Drawings

Indicator Bank without “Flash” Discharge Tube Unit

Dimensions

Below drawing shows the minimum configuration of the product. Select the number of stages according to the product characteristics in order to get **b** dimension.



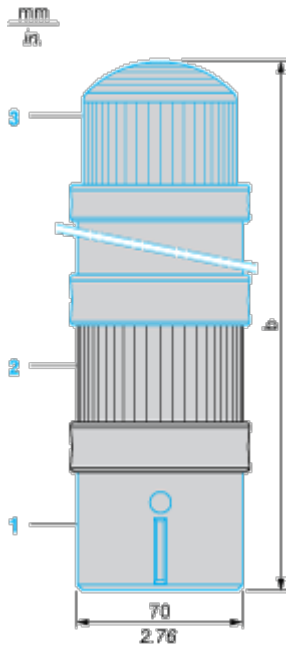
- (1) Base unit XVBC21, to be ordered separately
- (2) Illuminated or audible signalling unit
- (3) Cover (supplied with XVBC21 base unit)

Number of illuminated or audible signalling units (no “flash”)	b in mm	b in in.
1	138	5.43
2	201	7.91
3	264	10.39
4	327	12.87
5	390	15.35

Indicator Bank with “Flash” Discharge Tube Unit

Dimensions

Below drawing shows the minimum configuration of the product. Select the number of stages according to the product characteristics in order to get **b** dimension.

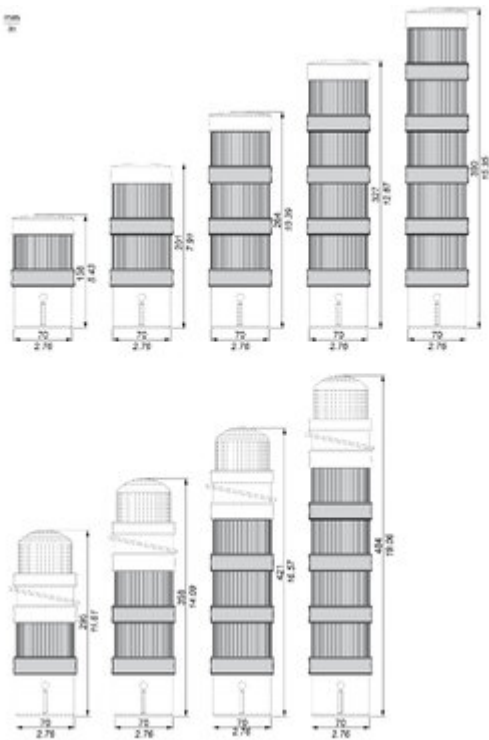


- (1) Base unit XVBC07, to be ordered separately
- (2) Illuminated or audible signalling unit
- (3) “Flash” unit, to be ordered separately

Number of illuminated or audible signalling units other than “flash” tube	b in mm	b in in.
1	295	11.61
2	358	14.09
3	421	16.57
4	484	19.06

Technical Illustration

Dimensions




Offer Marketing Illustration


Product benefits / Features

Features


Harmony XVB




3 types of light source:
10-Watt incandescent bulb,
built-in high-efficiency
LEDs, 5 and 10-joule
discharge tube



100,000 hours of
maintenance-free lighting
thanks to "LED Protected"
technology



Connector with
removable base, axial,
or side cable entry,
immediate assembly, and
fixing using a locking ring



High degree of protection
(IP66) and Shock
resistance (IK05)





Fully flexible and interchangeable
construction of up to 5 lens units
(six colors of light lens unit)

Offer Marketing Illustration

Product benefits / Features

Technical Benefits
Harmony XVB

Robust product performance with high IP protection and IK05 shock resistance

Greater loudness up to 90dB with continuous and intermittent tones

Conformity with International standards

Beacon lens on top with high intensity 5J, 10J Xenon flash, increase visibility from top and surrounding



Image of product / Alternate images

Alternative






Image of product in real life situation

