

Product data sheet

Specifications



Harmony, 3 phase supply control relay, range 220 to 480 VAC, sequence, phase failure, phase imbalance, voltage

RM35TF30

Product availability: Stock - Normally stocked in distribution facility

Main

Range of Product	Harmony Control Relays
Relay Type	Multifunction control relay
Product or Component Type	3-phase control relay
Relay name	RM35TF
Relay monitored parameters	Undervoltage and overvoltage in window mode Phase sequence Phase failure detection Asymmetry
Measurement range	220...480 V AC
Time delay type	Adjustable 0.1...10 s, +/- 10 % of the full scale value Tt- time delay upon fault
Output contacts	2 C/O
nominal output current	5 A
Contacts type and composition	2 C/O
[Uc] control circuit voltage	220...480 V
Product Specific Application	For 3-phase supply

Complementary

[Us] rated supply voltage	, self-powered
Supply voltage limits	194...528 V AC, 3 phase
Reset time	1500 ms at 480 V
Maximum switching voltage	250 V AC 250 V DC
Switching capacity in VA	1250 VA
Minimum switching current	10 mA 5 V DC
Maximum switching current	5 A AC 5 A DC
Control circuit voltage limits	- 12 % + 10 % Un
Power consumption in VA	0...22 VA 400 V AC 50 Hz
Voltage detection threshold	< 194 V
Control circuit frequency	50...60 Hz +/- 10 %
Measurement voltage limits	176...528 V AC
Hysteresis	2 %
delay at power up	650 ms

Price is "List Price" and may be subject to a trade discount – check with your local distributor or retailer for actual price.

Maximum measuring cycle	140 ms measurement cycle as true rms value
Threshold adjustment voltage	2...20 % of Un selected -12...-2 % in the range 220 V AC +2...+10 % in the range 480 V AC
Voltage range	220...480 V phase to phase
Adjustment of asymmetry threshold	5...15 % of Un selected
Repeat accuracy	0.3 % time delay 0.5 % input and measurement circuit
Measurement error	< 1 % over the whole range with voltage variation 0.05 %/°C with temperature variation
Response time	< 200 ms (in the event of a fault)
Insulation resistance	> 500 MOhm 500 V DC IEC 60255-5 > 500 MOhm 500 V DC IEC 60664-1
[UI] rated insulation voltage	400 V IEC 60664-1
Supply frequency	50/60 Hz +/- 10 %
Operating position	Any position without derating
Connections - terminals	Screw terminals, 1 x 0.5...1 x 4 mm ² AWG 20...AWG 11) solid without cable end Screw terminals, 2 x 0.5...2 x 2.5 mm ² AWG 20...AWG 14) solid without cable end Screw terminals, 1 x 0.2...1 x 2.5 mm ² AWG 24...AWG 12) flexible with cable end Screw terminals, 2 x 0.2...2 x 1.5 mm ² AWG 24...AWG 16) flexible with cable end
Tightening torque	5.3...8.9 lbf.in (0.6...1 N.m) IEC 60947-1
Housing material	Self-extinguishing plastic
Local signalling	LED (green) for power ON LED (yellow) for relay ON LED (yellow) for fault
Mounting support	35 mm symmetrical DIN rail conforming to IEC 60715
Electrical durability	100000 cycles
Mechanical durability	30000000 cycles
Operating rate	<= 360 operations/hour full load
Utilisation category	AC-12 IEC 60947-5-1 AC-13 IEC 60947-5-1 AC-14 IEC 60947-5-1 AC-15 IEC 60947-5-1 DC-12 IEC 60947-5-1 DC-13 IEC 60947-5-1
Safety reliability data	MTTFd = 399.5 years B10d = 360000
Width	1.4 in (35 mm)
Product Weight	0.29 lb(US) (0.13 kg)
Control Type	Without test button

Environment

Electromagnetic compatibility	Emission standard for industrial environments conforming to IEC 61000-6-4 Emission standard for residential, commercial and light-industrial environments conforming to IEC 61000-6-3 Immunity for industrial environments conforming to IEC 61000-6-2
Standards	IEC 60255-1
Product Certifications	GL UL CSA GOST C-tick

Marking	CE
Directives	89/336/EEC - electromagnetic compatibility 73/23/EEC - low voltage directive
Ambient Air Temperature for Storage	-40...158 °F (-40...70 °C)
Ambient air temperature for operation	-4...122 °F (-20...50 °C)
Relative humidity	95 % 131 °F (55 °C) IEC 60068-2-30
Vibration resistance	0.35 mm (f= 5...57.6 Hz) conforming to IEC 60068-2-6 1 gn (f= 57.6...150 Hz) conforming to IEC 60255-21-1
Shock resistance	15 gn 11 ms IEC 60255-21-1
IP degree of protection	IP20 IEC 60529 terminals) IP30 IEC 60529 casing)
Pollution degree	3 IEC 60664-1
Overvoltage category	III conforming to IEC 60664-1
Dielectric test voltage	2 kV AC 50 Hz, 1 min
Non-dissipating shock wave	4 kV

Ordering and shipping details

Category	US10CP222380
Discount Schedule	0CP2
GTIN	3389119405263
Returnability	Yes
Country of origin	ID

Packing Units

Unit Type of Package 1	PCE
Nbr. of units in pkg.	1
Package 1 Height	1.89 in (4.800 cm)
Package 1 Width	3.07 in (7.800 cm)
Package 1 Length	3.82 in (9.700 cm)
Package weight(Lbs)	4.550 oz (129.000 g)
Unit Type of Package 2	S03
Number of Units in Package 2	48
Package 2 Height	11.81 in (30.000 cm)
Package 2 Width	11.81 in (30.000 cm)
Package 2 Length	15.75 in (40.000 cm)
Package 2 Weight	15.587 lb(US) (7.070 kg)
Unit Type of Package 3	P06
Number of Units in Package 3	384
Package 3 Height	29.53 in (75.000 cm)
Package 3 Width	23.62 in (60.000 cm)
Package 3 Length	31.50 in (80.000 cm)
Package 3 Weight	141.369 lb(US) (64.124 kg)

Contractual warranty

Warranty

18 months



Environmental Data

Schneider Electric aims to achieve Net Zero status by 2050 through supply chain partnerships, lower impact materials, and circularity via our ongoing “Use Better, Use Longer, Use Again” campaign to extend product lifetimes and recyclability.

[Environmental Data explained >](#)

[How we assess product sustainability >](#)

Environmental footprint

Carbon footprint (kg CO2 eq, Total Life cycle)	95
--	----

Use Better

Materials and Substances

Packaging made with recycled cardboard	Yes
--	-----

Packaging without single use plastic	Yes
--------------------------------------	-----

[EU RoHS Directive](#)

Pro-active compliance (Product out of EU RoHS legal scope)

California proposition 65

WARNING: This product can expose you to chemicals including: Lead and lead compounds, which is known to the State of California to cause cancer and birth defects or other reproductive harm. For more information go to www.P65Warnings.ca.gov

Use Again

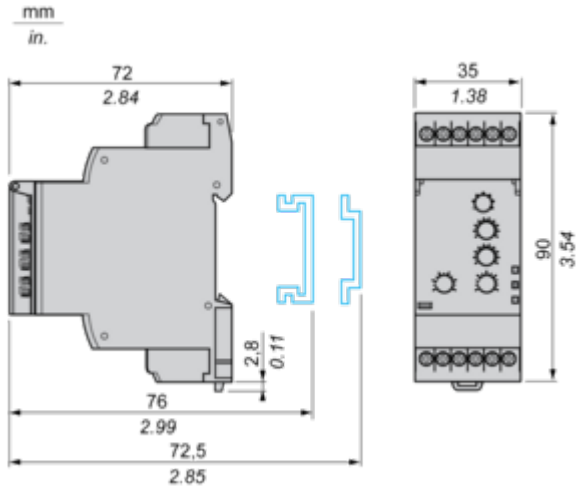
Repack and remanufacture

Take-back	No
-----------	----

Dimensions Drawings

Multifunction 3-Phase Supply Control Relays

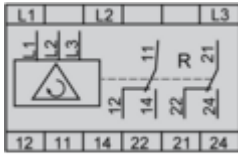
Dimensions and Mounting



Connections and Schema

Multifunction 3-Phase Supply Control Relays

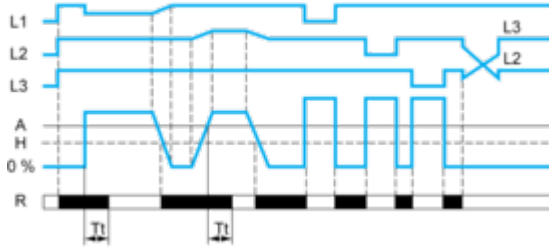
Wiring Diagram



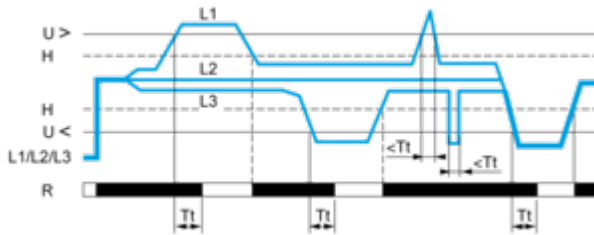
Technical Description

Function Diagrams

Phase Sequence Control, Phase Failure Detection (U measured < 0.7 x nominal supply voltage) and Asymmetry Detection



Control of Overvoltage and Undervoltage in Window Mode

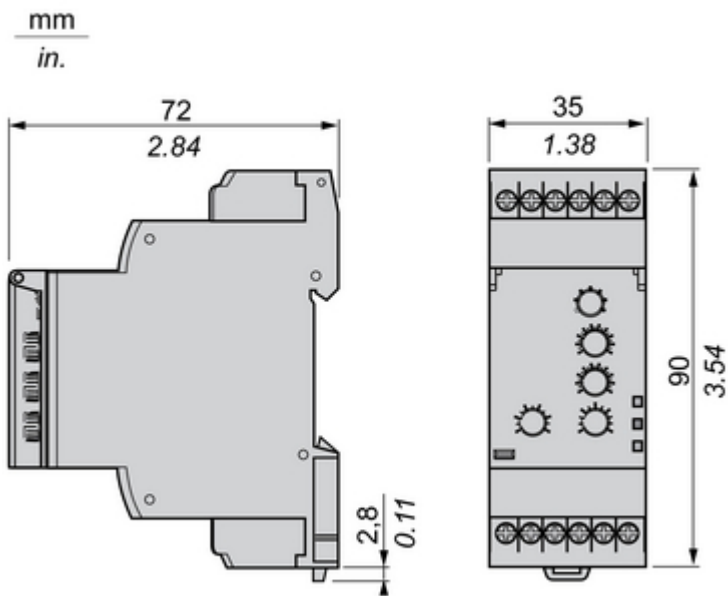


Legend

- A Asymmetry thershold
- Tt Time delay after crossing of threshold
- H Hysteresis
- U> Overvoltage threshold
- U< Undervoltage threshold
- L1, L2, L3 Phases of the supply voltage monitored
- R Output relay
- Relay status: black color = energized.

Technical Illustration

Dimensions



Offer Marketing Illustration

Product benefits / Features

Features

Harmony Control Relay



 Wide monitoring parameters (phase, current, voltage, liquid level, frequency, speed, temperature, and pump control) to meet your application needs.

 Experience unprecedented accuracy, predictive maintenance, and superior security.

 True RMS measurement that minimizes the possibility of unexpected trips from highly polluted networks (except RM17TG and RM22TG)

 Green Premium labelled products, promising compliance with the latest regulations, transparency on environmental impacts, as well as circular and low-CO₂ product

 Compatible with a wide range of applications, such as hoisting, packaging, lifts, textile, pumping, and water.

Offer Marketing Illustration

Product benefits / Features

Technical Benefits

Harmony Control Relay

Compliant with IEC 60255-1 standard, and a wide array of product certifications such as UL, CE, CSA, EAC.

Different product width to meet your needs:
17.5 mm/0.69 in.,
22.5 mm/0.88 in.,
35 mm/1.38 in.

Diagnostic button to check downstream circuit immediately, shorten the commission and troubleshooting time

Dust and unintended human intervention avoided thanks to the IP50 lead-sealable settings protection cover.

A Dial-Pointer LED indicator that enhances ease of operation in difficult environments such as dusty or low-light conditions



Image of product / Alternate images

Alternative



