



Main

Range of Product	Phaseo
Product or Component Type	Buffer module
Input voltage	24...28.8 V DC
Output voltage	(U _{in} -0.25) V nominal mode DC (U _{in} -1) V buffer mode DC
Maximum output current	40 A
Holding time	0.1 s 40 A 6 s 0.5 A

Complementary

Input voltage limits	22...30 V
Maximum power dissipation in W	15 W
Activation threshold	(U _{in} -1) V and 22 V min
Charging time	25 s
Number of output channels	1
Current consumption	0.6 A on load 0.1 mA no load ≤ 40.6 A
Output protection type	Against overload > 45 A Against short-circuits power-supplied mode, automatic reset Against undervoltage tripping if U < 19 V
Connections - terminals	Input connection screw type terminals 2 x 0.5...2 x 10 mm ² AWG 20...AWG 8 Output connection screw type terminals 2 x 0.5...2 x 10 mm ² AWG 20...AWG 8 Diagnostic relay removable screw terminal block 1 x 2.5 mm ² AWG 14
Fixing mode	By clips 35 mm symmetrical DIN rail horizontal By clips 35 mm symmetrical DIN rail vertical
Output coupling	Parallel
Operating altitude	6561.68 ft (2000 m)
Marking	CE
Name of test	Electrostatic discharges EN/IEC 61000-4-2 Emission EN 61000-6-3 Induced electromagnetic field EN/IEC 61000-4-6 level 3 Radiated electromagnetic field EN/IEC 61000-4-3 level 3 Rapid transient IEC 61000-4-4 level 3 Surge EN/IEC 61000-4-5 level 2 Conducted/radiated emissions EN 55022 Class B, 20 %
Local signalling	For buffer ready 1 LED (green) For buffer ready 1 relay
Net Weight	2.65 lb(US) (1.2 kg)

Environment

Product Certifications	RCM EAC
Standards	UL 508 CSA C22.2 No 60950-1
Ambient Air Temperature for Operation	-13...140 °F (-25...60 °C)
Ambient Air Temperature for Storage	-40...185 °F (-40...85 °C)
Environmental characteristic	EMC EN 61000-6-3 EMC EN/IEC 61000-6-2 Safety EN/IEC 60950-1 Safety EN/IEC 61204-3
IP degree of protection	IP20 conforming to EN/IEC 60529
Dielectric strength	500 V between input and ground 500 V between output and ground
Overvoltage category	Class II VDE 0106-1
Relative Humidity	0...90 % during operation 0...95 % during storage
MTBF reliability	24 V with UTE C80-810
Vibration resistance	2 gn 11.9...150 Hz)EN/IEC 61131-2 3.5 mm 3...11.9 Hz)EN/IEC 61131-2

Ordering and shipping details

Category	22525-ABL8 AND ABL7 POWER SUPPLIE
Discount Schedule	CP12
GTIN	3389119406819
Nbr. of units in pkg.	1
Package weight(Lbs)	3.09 lb(US) (1.401 kg)
Returnability	No
Country of origin	PH

Packing Units

Unit Type of Package 1	PCE
Package 1 Height	4.53 in (11.5 cm)
Package 1 width	6.69 in (17 cm)
Package 1 Length	7.17 in (18.2 cm)
Unit Type of Package 2	P06
Number of Units in Package 2	60
Package 2 Weight	213.98 lb(US) (97.06 kg)
Package 2 Height	31.50 in (80 cm)
Package 2 width	31.50 in (80 cm)
Package 2 Length	23.62 in (60 cm)

Offer Sustainability

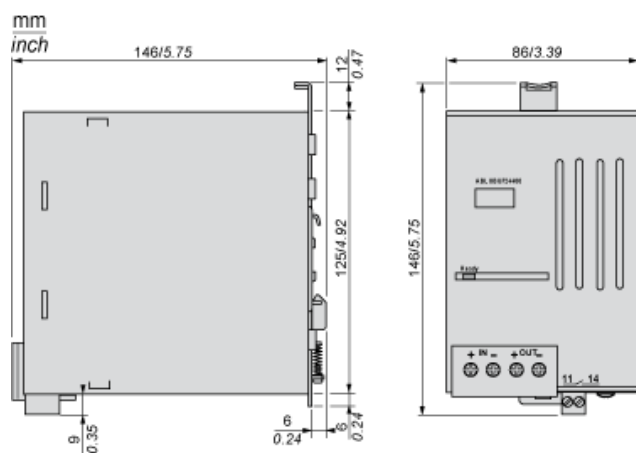
California proposition 65	WARNING: This product can expose you to chemicals including: Lead and lead compounds, which is known to the State of California to cause cancer and birth defects or other reproductive harm. For more information go to www.P65Warnings.ca.gov
REACH Regulation	 REACH Declaration
EU RoHS Directive	Pro-active compliance (Product out of EU RoHS legal scope)  EU RoHS Declaration
Mercury free	Yes
RoHS exemption information	 Yes
China RoHS Regulation	 China RoHS Declaration
PVC free	Yes

Contractual warranty

Warranty	18 months
----------	-----------

24...28.8 Vdc/40 A Power Supply Buffer Module

Dimensions






24...28.8 Vdc/40 A Power Supply Buffer Module

Mounting



Wiring Requirements

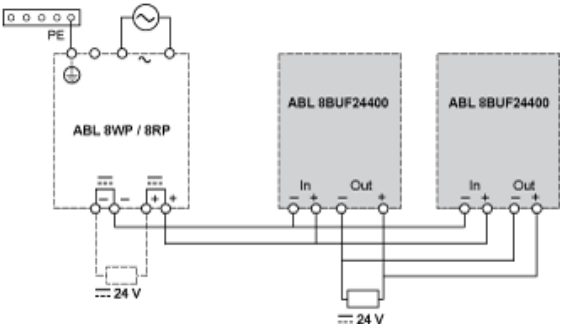
Cable Types and Wire Sizes

			
$\varnothing \leq 4 \text{ mm}^2$ $\varnothing \leq 12 \text{ AWG}$	$\varnothing > 4 \text{ mm}^2$ $\varnothing > 12 \text{ AWG}$	ABL	8RPS24030 8RPS24050 8RPM24200 8RPS24100 8WPS24200/24400
+ In -	mm ² /AWG	1...4 / 16...12	
+ Out -	mm ² /AWG	1...4 / 16...12	4...10 / 12...6
	mm ² /In	4 / 0.16	
	mm ² /AWG	-	0,2...2,5 / 24...14

Paralleling Power Supply Buffer Modules

Wiring Diagram

Two outputs of buffer modules at maximum can be connected in parallel.



Supply by R/C (NMTR2, NMTR8), (E164867), Model ABL8 series.