

Product data sheet

Specifications



General purpose relay, SE Relays, 788R, DPDT, 10A, 120 VAC, Quick terminal, clear cover, magnetic blowout

788XBXR69C-120A

Product availability: Stock - Normally stocked in distribution facility

Main

Product Type	Plug-in electromechanical relay
Rated Line Current	10 A
Switch Function	DPDT
Contact Composition	2 NC + 2 NO
Contact Blow-out Type	Magnetic

Complementary

Rated Operational Current	10 A at 277 V AC (on resistive load) conforming to UL 10 A at 30 V DC (on resistive load) conforming to UL 10 A at 250 V AC-1 (1 NO) (on resistive load) conforming to IEC 10 A at 28 V DC-1 (1 NO) (on resistive load) conforming to IEC 5 A at 250 V AC-1 (1 NC) (on resistive load) conforming to IEC 5 A at 28 V DC-1 (1 NC) (on resistive load) conforming to IEC
[Ue] rated operational voltage	120 V AC
Maximum Switching Voltage	300 V UL 300 V CSA 250 V IEC
Mounting Support	plug-in
Local Signalling	Flag Cover
Contacts Material	Silver alloy, gold flashed
Rated Power in HP	0.33 HP 120 V AC 1 HP 277 V AC
Connections Terminals	blade terminal
Control Circuit Voltage Limits	0.85...1.1 Un AC
Resistance	1700 Ohm
Average Consumption	3 VA
Vibration Resistance	+/- 1 mm 10...35 Hz in operation 3 gn 35...150 Hz in operation
Operating Time	20 ms
Drop-out Voltage Threshold	>= 0.15 Uc AC >= 0.1 Uc DC
Minimum Switching Current	10 mA 17 V DC
Product Weight	2.9 oz (83 g)
Height	2.0 in (50 mm)
Width	1.4 in (35 mm)

Price is "List Price" and may be subject to a trade discount – check with your local distributor or retailer for actual price.

Disclaimer: This documentation is not intended as a substitute for and is not to be used for determining suitability or reliability of these products for specific user applications

Depth	1.4 in (35.5 mm)
-------	------------------

Environment

Shock Resistance	10 gn
Ambient Air Temperature for Operation	-40...131 °F (-40...55 °C)
Ambient Air Temperature for Storage	-40...185 °F (-40...85 °C)
Product Certifications	UL CSA CE EAC
Dielectric Strength	2500 V AC between coil and contact 2000 V AC between poles 1500 V AC between contacts
Electrical Durability	100000 cycles
Mechanical Durability	5000000 cycles
IP Degree of Protection	IP40

Ordering and shipping details

Category	US10CP221127
Discount Schedule	0CP2
GTIN	3606480779787
Returnability	Yes
Country of origin	CN

Packing Units

Unit Type of Package 1	PCE
Nbr. of units in pkg.	1
Package 1 Height	1.41 in (3.57 cm)
Package 1 Width	1.38 in (3.5 cm)
Package 1 Length	1.97 in (5 cm)
Package weight(Lbs)	2.9 oz (83 g)

Environmental Data


Schneider Electric aims to achieve Net Zero status by 2050 through supply chain partnerships, lower impact materials, and circularity via our ongoing “Use Better, Use Longer, Use Again” campaign to extend product lifetimes and recyclability.

[Environmental Data explained >](#)


[How we assess product sustainability >](#)

 Environmental footprint	
Environmental Disclosure	Product Environmental Profile

Use Better

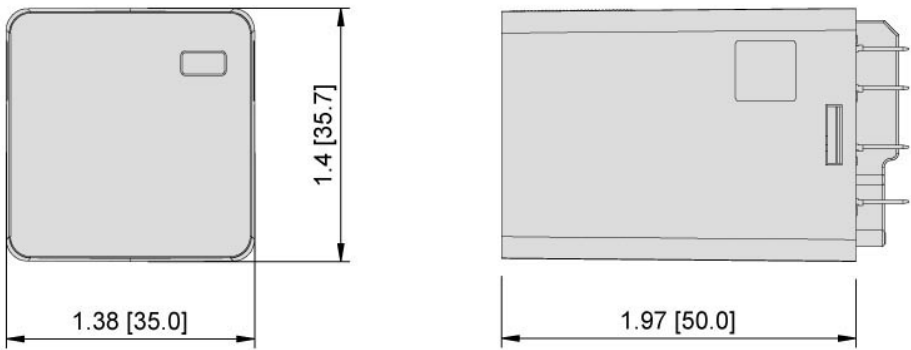
 Materials and Substances	
Packaging made with recycled cardboard	Yes
Packaging without single use plastic	Yes
EU RoHS Directive	Pro-active compliance (Product out of EU RoHS legal scope)
REACH Regulation	REACH Declaration
California proposition 65	WARNING: This product can expose you to chemicals including: Nickel compounds, which is known to the State of California to cause cancer, and Di-isodecyl phthalate (DIDP), which is known to the State of California to cause birth defects or other reproductive harm. For more information go to www.P65Warnings.ca.gov

Use Again

 Repack and remanufacture	
Circularity Profile	End of Life Information
Take-back	No

Dimensions Drawings

Approximate Dimensions



Connections and Schema

Connections and Wiring Diagrams

