

# Product data sheet

Specifications



Disconnect switch, TeSys VLS,  
body switch, 125A, 60HP at  
480VAC, UL98, three phase, 100kA  
SCCR, size 2, DIN rail mount

VLS3P125R2

**Product availability: Stock - Normally stocked in distribution facility**

## Main

Range	TeSys
Product Name	TeSys VARIO LS
Device Short Name	VLS3P
Product Type	Switch body

## Complementary

Device Composition	Switch Handle
Mounting Support	Back DIN rail
Mounting Method	By clips back
Performance Level	High performance
Number of Poles	3P
Contact Type and Composition	3 NO
Color	Gray
[Ue] UL Rated Operational Voltage	600 V AC 50/60 Hz UL 508
[Ue] IEC Rated Operational Voltage	690 V AC 50/60 Hz
UL Maxium Horsepower Ratings	30 hp 200/208 V AC 30 hp 240 V AC 60 hp 480 V AC 60 hp 600 V AC 7.5 hp 120 V AC 10 hp 240 V AC
IEC Rated Operational Power in W	55 kW 400 V AC-23A) 45 kW 500 V AC-23A) 45 kW 690 V AC-23A)
[Ie] Rated Operational Current	100 A Ue: 600 V UL98 125 A AC-21A Ue: 400 V 125 A AC-21A Ue: 500 V 125 A AC-21A Ue: 690 V 125 A AC-22A Ue: 400 V 125 A AC-22A Ue: 500 V 125 A AC-22A Ue: 690 V 125 A AC-23A Ue: 400 V 100 A AC-23A Ue: 500 V 47 A AC-23A Ue: 690 V
[Ith] Conventional Free Air Thermal Current	125 A (at 131 °F (55 °C))
[Ithe] Conventional Enclosed Thermal Current	100 A

Price is "List Price" and may be subject to a trade discount – check with your local distributor or retailer for actual price.

<b>Making Capacity ( I Rms)</b>	187.5 A 690 V AC-21A 375 A 690 V AC-22A 1250 A 690 V AC-23A
<b>Breaking Capacity</b>	187.5 A 690 V AC-21A) 375 A 690 V AC-22A) 1000 A 690 V AC-23A)
<b>SCCR</b>	Circuit-breaker 250 A maximum: 100 kA at 480 V AC Fuse CC 200 A maximum: 100 kA at 480 V AC Fuse J 200 A maximum: 100 kA at 480 V AC Fuse T 200 A maximum: 100 kA at 480 V AC Fuse CC 100 A maximum: 50 kA at 600 V AC Fuse J 100 A maximum: 50 kA at 600 V AC Fuse T 100 A maximum: 50 kA at 600 V AC
<b>Rated Conditional Short Circuit Current</b>	50 kA 400 V 125 A gG
<b>[Icm] Rated Short Circuit Making Capacity</b>	3550 A 690 V
<b>[Icw] Rated Short Time Withstand Current</b>	2500 A 690 V 1 s
<b>[Uimp] Rated Impulse Withstand Voltage</b>	8 kV
<b>Suitability for Isolation</b>	Yes
<b>Network Type</b>	AC
<b>Network Frequency</b>	50/60 Hz
<b>Intermittent Duty Class</b>	Class 120 - 60 %
<b>Control Type</b>	Rotary handle
<b>Rotary Handle Mounting Style</b>	Direct
<b>Handle Color</b>	Black
<b>Handle Front Plate Color</b>	Grey
<b>Rotary Handle Padlocking</b>	1 padlock 0.2 in (4 mm)
<b>Marking</b>	0 - 1
<b>Mechanical Durability</b>	30000 cycles
<b>Electrical Durability</b>	30000 cycles AC-21
<b>UL Wire Size</b>	AWG 12...AWG 1 copper
<b>IEC Terminal Connection</b>	Power circuit screw clamp terminals 0.08 in <sup>2</sup> (50 mm <sup>2</sup> ) solid Power circuit screw clamp terminals 0.1 in <sup>2</sup> (70 mm <sup>2</sup> ) flexible - without cable end
<b>Tightening Torque</b>	Power circuit 44.3...53.1 lbf.in (5...6 N.m) screw clamp terminals
<b>Height</b>	3.0 in (75 mm)
<b>Width</b>	2.8 in (70 mm)
<b>Depth</b>	3.9 in (100 mm)
<b>Product Weight</b>	0.805 lb(US) (0.365 kg)

## Environment

<b>Standards</b>	UL98 CSA C22.2 No 4 IEC 60947-3
<b>Product Certifications</b>	cULus GL
<b>Degree of Protection</b>	IP20 conforming to IEC 60529
<b>Mechanical Robustness</b>	Vibrations 2...100 Hz Fc 0.7 g) IEC 60068-2-6 Shocks 11 ms Ea 15 gn) IEC 60068-2-27

<b>Ambient Air Temperature for Operation</b>	-13...131 °F (-25...55 °C)
<b>Fire Resistance</b>	1760 °F (960 °C) IEC 60695-2-11
<b>Compatibility Code</b>	VLS

## Ordering and shipping details

<b>Category</b>	US10CP121734
<b>Discount Schedule</b>	0CP1
<b>GTIN</b>	3606481156501
<b>Returnability</b>	Yes
<b>Country of origin</b>	IT

## Packing Units

<b>Unit Type of Package 1</b>	PCE
<b>Nbr. of units in pkg.</b>	1
<b>Package 1 Height</b>	3.15 in (8.000 cm)
<b>Package 1 Width</b>	3.35 in (8.500 cm)
<b>Package 1 Length</b>	4.72 in (12.000 cm)
<b>Package weight(Lbs)</b>	14.462 oz (410.000 g)
<b>Unit Type of Package 2</b>	S03
<b>Number of Units in Package 2</b>	27
<b>Package 2 Height</b>	11.81 in (30.000 cm)
<b>Package 2 Width</b>	11.81 in (30.000 cm)
<b>Package 2 Length</b>	15.75 in (40.000 cm)
<b>Package 2 Weight</b>	25.331 lb(US) (11.490 kg)


## Environmental Data

Schneider Electric aims to achieve Net Zero status by 2050 through supply chain partnerships, lower impact materials, and circularity via our ongoing “Use Better, Use Longer, Use Again” campaign to extend product lifetimes and recyclability.



[Environmental Data explained >](#)

[How we assess product sustainability >](#)

### Use Better

 <b>Materials and Substances</b>	
Packaging made with recycled cardboard	Yes
Packaging without single use plastic	Yes
<a href="#">EU RoHS Directive</a>	Compliant

### Use Again

 <b>Repack and remanufacture</b>	
Take-back	No
WEEE Label	 The product must be disposed on European Union markets following specific waste collection and never end up in rubbish bins.