

# Product data sheet

Specifications



soft starter for asynchronous motor,  
Altistart 01, ATS01, 22A, 200 to  
240V, 4 to 5.5kW

ATS01N222LU

Product availability: Stock - Normally stocked in distribution facility

## Main

Range of Product	Altistart 01
Product or Component Type	Soft starter
Product destination	Asynchronous motors
Product Specific Application	Simple machine
Device short name	ATS01
Phase	3 phase
[Us] rated supply voltage	200...240 V - 10...10 %
Motor power kW	4 kW, 3 phase 200...240 V 5.5 kW, 3 phase 200...240 V
Maximum Horse Power Rating	5 hp, 3 phase 200...240 V 7.5 hp, 3 phase 200...240 V
IcL starter rating	22 A
Utilisation category	AC-53B EN/IEC 60947-4-2
Current consumption	110 A at nominal load
Type of start	Start with voltage ramp
Power dissipation in W	124.5 W in transient state 4.5 W at full load and at end of starting

## Complementary

Assembly style	With heat sink
Function Available	Integrated bypass
Supply voltage limits	180...264 V
Supply frequency	50...60 Hz - 5...5 %
Network Frequency	47.5...63 Hz
Output voltage	<= power supply voltage
[Uc] control circuit voltage	Built into the starter
Starting time	1 s / 100 5 s / 20 10 s / 10 Adjustable from 1 to 10 s
Deceleration time symb	Adjustable from 1 to 10 s
Starting torque	30...80 % of starting torque of motor connected directly on the line supply
Discrete input type	Logic L11, L12, BOOST) stop, run and boost on start-up functions <= 8 mA 27 kOhm
Discrete input voltage	24...40 V

Price is "List Price" and may be subject to a trade discount – check with your local distributor or retailer for actual price.

Disclaimer: This documentation is not intended as a substitute for and is not to be used for determining suitability or reliability of these products for specific user applications

Discrete input logic	Positive LI1, LI2, BOOST < 5 V <= 0.2 mA > 13 V, >= 0.5 mA
Discrete output current	2 A DC-13 3 A AC-15
Discrete output type	Open collector logic LO1 end of starting signal Relay outputs R1A, R1C NO
Discrete output voltage	24 V 6...30 V) open collector logic
Minimum switching current	10 mA 6 V DC relay outputs
Maximum switching current	Relay outputs 2 A 250 V AC cos phi = 0.5 20 ms inductive Relay outputs 2 A 30 V DC cos phi = 0.5 20 ms inductive
Display type	1 LED Green)starter powered up 1 LED Yellow)nominal voltage reached
Tightening torque	4.4 lbf.in (0.5 N.m) 16.8...22.1 lbf.in (1.9...2.5 N.m)
Electrical connection	4 mm screw clamp terminal - rigid 1 1...10 mm² AWG 8 power circuit Screw connector - rigid without cable end 1 0.5...2.5 mm² AWG 14 control circuit 4 mm screw clamp terminal - rigid 2 1...6 mm² AWG 10 power circuit Screw connector - rigid 2 0.5...1 mm² AWG 17 control circuit Screw connector - flexible with cable end 1 0.5...1.5 mm² AWG 16 control circuit 4 mm screw clamp terminal - flexible without cable end 1 1.5...10 mm² AWG 8 power circuit Screw connector - flexible without cable end 1 0.5...2.5 mm² AWG 14 control circuit 4 mm screw clamp terminal - flexible with cable end 2 1...6 mm² AWG 10 power circuit 4 mm screw clamp terminal - flexible without cable end 2 1.5...6 mm² AWG 10 power circuit Screw connector - flexible without cable end 2 0.5...1.5 mm² AWG 16 control circuit
Marking	CE
Operating position	Vertical +/- 10 degree
Height	6.06 in (154 mm)
Width	1.8 in (45 mm)
Depth	5.2 in (131 mm)
Product Weight	1.23 lb(US) (0.56 kg)
Compatibility code	ATS01N2
Motor power range AC-3	4...6 kW 200...240 V 3 phase
Motor starter type	Soft starter

## Environment

Electromagnetic compatibility	Conducted and radiated emissions level B conforming to CISPR 11 Conducted and radiated emissions level B conforming to IEC 60947-4-2 Damped oscillating waves level 3 conforming to IEC 61000-4-12 Electrostatic discharge level 3 conforming to IEC 61000-4-2 EMC immunity level 3 conforming to EN 50082-1 EMC immunity level B conforming to EN 50082-2 Harmonics level 3 conforming to IEC 1000-3-2 Harmonics level 3 conforming to IEC 1000-3-4 Immunity to conducted interference caused by radio-electrical fields level 3 conforming to IEC 61000-4-6 Immunity to electrical transients level 4 conforming to IEC 61000-4-4 Immunity to radiated radio-electrical interference level 3 conforming to IEC 61000-4-3 Micro-cuts and voltage fluctuation conforming to IEC 61000-4-11 Voltage/current impulse level 3 conforming to IEC 61000-4-5
Standards	EN/IEC 60947-4-2
Product Certifications	GOST CSA C-tick UL CCC
IP Degree of Protection	IP20

Pollution degree	2 EN/IEC 60947-4-2
Vibration resistance	1 gn (f= 13...150 Hz) conforming to EN/IEC 60068-2-6 1.5 mm peak to peak (f= 3...13 Hz) conforming to EN/IEC 60068-2-6
Shock resistance	15 gn 11 ms EN/IEC 60068-2-27
Relative humidity	5...95 % without condensation or dripping water EN/IEC 60068-2-3
Ambient air temperature for operation	14...104 °F (-10...40 °C) (without derating) 104...122 °F (40...50 °C) (with current derating of 2 % per °C)
Ambient air temperature for storage	-13...158 °F (-25...70 °C) EN/IEC 60947-4-2
Operating altitude	<= 3280.84 ft (1000 m) without derating > 3280.84 ft (1000 m) with current derating of 2.2 % per additional 100 m

## Ordering and shipping details

Category	US10I1122392
Discount Schedule	0I11
GTIN	3389110667288
Returnability	Yes
Country of origin	DE

## Packing Units

Unit Type of Package 1	PCE
Nbr. of units in pkg.	1
Package 1 Height	2.17 in (5.500 cm)
Package 1 Width	5.98 in (15.200 cm)
Package 1 Length	6.89 in (17.500 cm)
Package weight(Lbs)	22.575 oz (640.000 g)
Unit Type of Package 2	S03
Number of Units in Package 2	14
Package 2 Height	11.81 in (30.000 cm)
Package 2 Width	11.81 in (30.000 cm)
Package 2 Length	15.75 in (40.000 cm)
Package 2 Weight	20.917 lb(US) (9.488 kg)

## Contractual warranty


Warranty	18 months
----------	-----------

Schneider Electric aims to achieve Net Zero status by 2050 through supply chain partnerships, lower impact materials, and circularity via our ongoing “Use Better, Use Longer, Use Again” campaign to extend product lifetimes and recyclability.



[Environmental Data explained >](#)

[How we assess product sustainability >](#)

Use Better

 Materials and Substances	
Packaging made with recycled cardboard	Yes
Packaging without single use plastic	Yes
<a href="#">EU RoHS Directive</a>	Pro-active compliance (Product out of EU RoHS legal scope)
California proposition 65	WARNING: This product can expose you to chemicals including: Lead and lead compounds, which is known to the State of California to cause cancer and birth defects or other reproductive harm. For more information go to <a href="http://www.P65Warnings.ca.gov">www.P65Warnings.ca.gov</a>

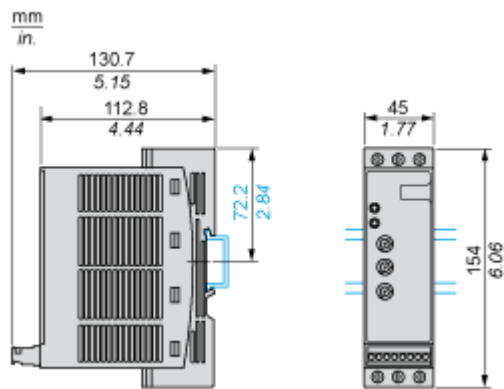
Use Again

 Repack and remanufacture	
Take-back	No
WEEE Label	 The product must be disposed on European Union markets following specific waste collection and never end up in rubbish bins.

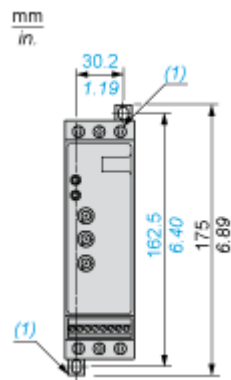
Dimensions Drawings

Dimensions

Mounting on Symetrical (35 mm) Rail



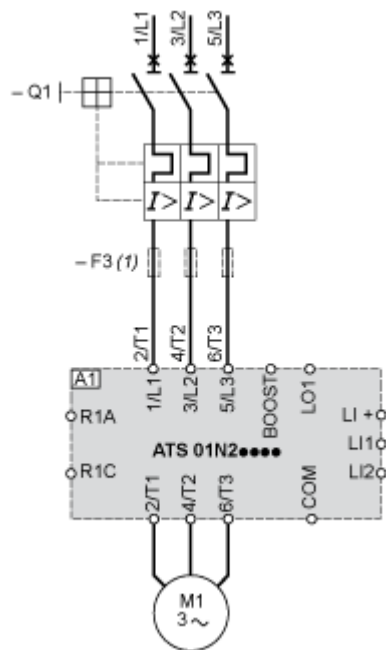
Screw Fixing



(1) Retractable fixings

Connections and Schema

Example of Manual Control



A1 : Soft start/soft stop unit

(1) For type 2 coordination

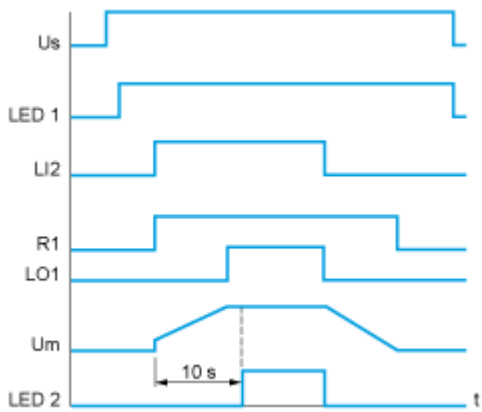
Q1 : Motor circuit-breaker

F3 : 3 fast-acting fuses

Technical Description

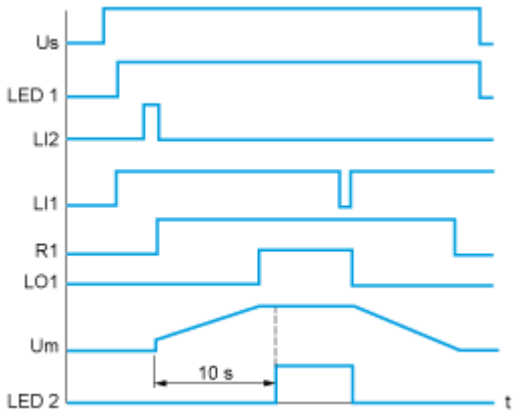
Function Diagram

2-wire Control with Deceleration



- Us : Power supply voltage
- LED 1 : Green LED
- LI2 : Logic input
- R1 : Relay output
- LO1 : Logic output
- LED 2 : Yellow LED

3-wire Control with Deceleration



- Us : Power supply voltage
- LED 1 : Green LED
- LI2, LI1 : Logic inputs
- R1 : Relay output
- LO1 : Logic output
- Um : Motor voltage
- LED 2 : Yellow LED