

# Product data sheet

Specifications



Illuminated push-button, Harmony  
9001K, metal, projecting, red,  
30mm, spring return, 24-28V, 1 C/O

9001K2L35RH13

## Main

Range of product	Harmony 9001K
Product or component type	Illuminated push-button
Device short name	9001K
Type of operator	spring return
Operator profile	Red projecting, unmarked
Operator additional information	Without guard

## Complementary

Bezel material	Metal
Mounting diameter	30 mm
Shape of signaling unit head	Octagonal
Light source	incandescent
Light source	Incandescent bulb
Bulb base	BA 9s
Light block supply	Direct
[Us] rated supply voltage	24...28 V AC/DC
Contacts type and composition	1 C/O
Connections - terminals	Screw clamp terminals 1 x 0.22...2 x 1.5 mm <sup>2</sup> conforming to IEC 60947-1
Tightening torque	0.8 N.m conforming to IEC 60947-1
Shape of screw head	Cross slotted
Mechanical durability	5000000 cycles
Operating position	Any position
[UI] rated insulation voltage	250 V (pollution degree 3) conforming to IEC 60947-1
[Uimp] rated impulse withstand voltage	2.5 kV conforming to IEC 60947-1
Contacts material	Silver alloy contacts
Contact operation	Standard
Positive opening	Without
Short-circuit protection	10 A cartridge fuse conforming to IEC 60947-5-1
[Ith] conventional free air thermal current	10 A

Disclaimer: This documentation is not intended as a substitute for and is not to be used for determining suitability or reliability of these products for specific user applications

[Icm] rated short-circuit making capacity	12 kA at 600 V AC-15, 7200 VA 15 kA at 480 V AC-15, 7200 VA 30 kA at 240 V AC-15, 7200 VA 60 kA at 120 V AC-15, 7200 VA
Rated breaking capacity	1.2 kA at 600 V AC-15, 720 VA 1.5 kA at 480 V AC-15, 720 VA 3 kA at 240 V AC-15, 720 VA 6 kA at 120 V AC-15, 720 VA 0.1 kA at 600 V DC-13 0.27 kA at 250 V DC-13 0.55 kA at 125 V DC-13
CAD overall width	54 mm
CAD overall height	42 mm
CAD overall depth	103 mm
Terminals description ISO n°1	(13-14-11-12)OF
Product weight	0.166 kg
Device presentation	Complete product
Cap/operator or lens colour	Red
[Us] rated supply voltage	24...28 V
Light block supply	Full voltage
Operator profile	Projecting
Type of operator	Spring return
Size	30 mm

## Environment

Standards	EN/IEC 60947-1 JIS C 4520 JIS C 852 EN/IEC 60947-5-4 CSA C22.2 No 14 UL 508 EN/IEC 60947-5-1
Product certifications	NEMA UL 508
Protective treatment	TC
Ambient air temperature for storage	-40...70 °C
Ambient air temperature for operation	-25...70 °C
Vibration resistance	7 gn (f= 2...500 Hz) conforming to IEC 60068-2-6
Shock resistance	50 gn conforming to IEC 60068-2-27
Overvoltage category	Class II conforming to IEC 61140
IP degree of protection	IP66 conforming to IEC 60529
NEMA degree of protection	NEMA 1 NEMA 12 NEMA 13 NEMA 2 NEMA 3 NEMA 3R NEMA 4

## Packing Units

Unit Type of Package 1	PCE
Number of Units in Package 1	1

Package 1 Height	6.35 cm
Package 1 Width	5.08 cm
Package 1 Length	11.938 cm
Package 1 Weight	54.431 g

## Contractual warranty

Warranty	18 months
----------	-----------

Schneider Electric aims to achieve Net Zero status by 2050 through supply chain partnerships, lower impact materials, and circularity via our ongoing “Use Better, Use Longer, Use Again” campaign to extend product lifetimes and recyclability.

[Environmental Data explained >](#)

[How we assess product sustainability >](#)

Use Better

 Materials and Substances	
Packaging made with recycled cardboard	Yes
Packaging without single use plastic	Yes
<a href="#">EU RoHS Directive</a>	Pro-active compliance (Product out of EU RoHS legal scope)
SCIP Number	Ae0c4eb9-0bfb-40a4-851f-5c619fbe777d
REACH Regulation	<a href="#">REACH Declaration</a>
California proposition 65	WARNING: This product can expose you to chemicals including: Lead and lead compounds, which is known to the State of California to cause cancer and birth defects or other reproductive harm. For more information go to <a href="http://www.P65Warnings.ca.gov">www.P65Warnings.ca.gov</a>

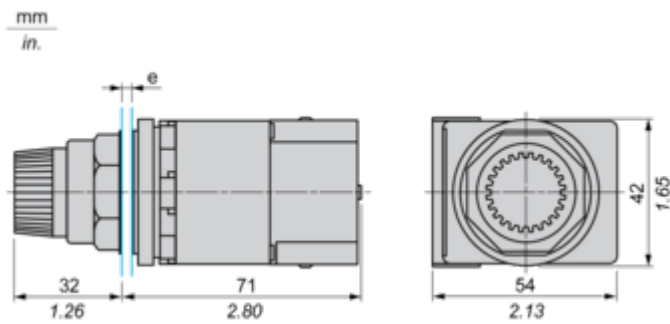
Use Again

 Repack and remanufacture	
Take-back	No
WEEE Label	 The product must be disposed on European Union markets following specific waste collection and never end up in rubbish bins

Dimensions Drawings

Dimensions

---



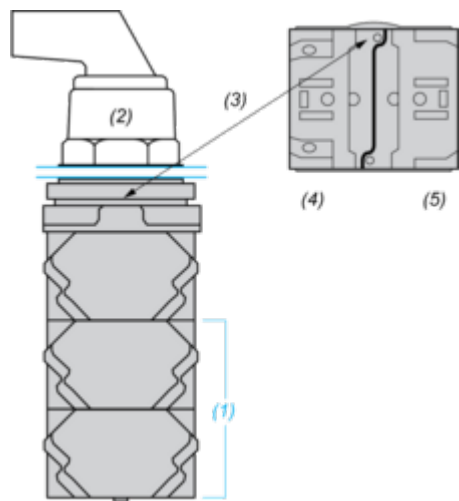
e panel thickness: 1 to 6 mm/ 0.04 to 0.24 in.

Mounting and Clearance

Contact Block Mounting Position

---

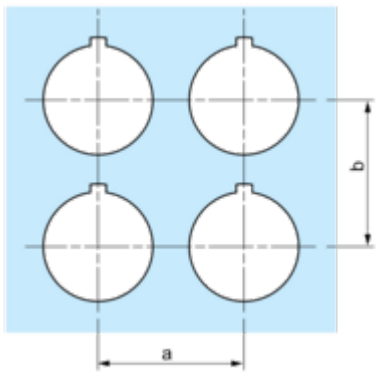
Top and Rear views



- (1) It is possible to mount up to 3 levels of contacts blocks (maximum of 6 contacts blocks)
- (2) Operator
- (3) Locating notch
- (4) Side 1
- (5) Side 2

Panel Cut-Out

Clearance



Legend plate	a min.		b min.	
	mm	in.	mm	in.
9001KN2••	57.2	2.25	44.5	1.75
9001KN3••	57.2	2.25	50.8	2.00

Individual Cut-outs Details

2 alternatives

