

# ZB6AE5

yellow projecting illuminated pushbutton head  
Ø16 spring return 12...24V

Product availability: Non-Stock - Not normally stocked in distribution facility



## Main

Range of product	Harmony XB6
Product or component type	Head for illuminated push-button
Product compatibility	Integral LED
Device short name	ZB6
Bezel material	Plastic
Mounting diameter	0.63 in (16 mm)
Sale per indivisible quantity	1
Shape of signaling unit head	Round
Type of operator	Spring return
Operator profile	Yellow projecting unmarked

## Complementary

CAD overall width	0.71 in (18 mm)
CAD overall height	0.71 in (18 mm)
CAD overall depth	1.42 in (36 mm)
Product weight	0.04 lb(US) (0.016 kg)

## Environment

Protective treatment	TC
Ambient air temperature for storage	-40...158 °F (-40...70 °C)
Ambient air temperature for operation	-13...158 °F (-25...70 °C)
Electrical shock protection class	Class II conforming to IEC 61140
IP degree of protection	IP65 conforming to IEC 60529
NEMA degree of protection	NEMA 4 conforming to CSA C22.2 No 94 NEMA 13 conforming to CSA C22.2 No 94 NEMA 4X conforming to CSA C22.2 No 94 NEMA 13 conforming to UL 50 NEMA 4 conforming to UL 50 NEMA 4X conforming to UL 50
Standards	CSA C22.2 No 14 UL 508 EN/IEC 60947-5-1 JIS C 852 JIS C 4520 EN/IEC 60947-1 EN/IEC 60947-5-5
Product certifications	CCC CSA UL GOST
Vibration resistance	+/- 3 mm (f = 2...500 Hz) conforming to IEC 60068-2-6 5 gn (f = 2...500 Hz) conforming to IEC 60068-2-6
Shock resistance	30 gn (duration = 18 ms) half sine wave acceleration conforming to IEC 60068-2-27 50 gn (duration = 11 ms) half sine wave acceleration conforming to IEC 60068-2-27

### Ordering and shipping details

Category	22459 - PUSHBUTTONS, 16MM
Discount Schedule	CS2
GTIN	00785901359531
Nbr. of units in pkg.	1
Package weight(Lbs)	0.10000000000000001
Returnability	N
Country of origin	ES

### Offer Sustainability

California proposition 65	WARNING: This product can expose you to chemicals including:
- - - - - Substance 1	Nickel compounds, which is known to the State of California to cause cancer, and
- - - - - Substance 2	Di-isodecyl phthalate (DIDP), which is known to the State of California to cause birth defects or other reproductive harm.
- - - - - More information	For more information go to <a href="http://www.p65warnings.ca.gov">www.p65warnings.ca.gov</a>

### Contractual warranty

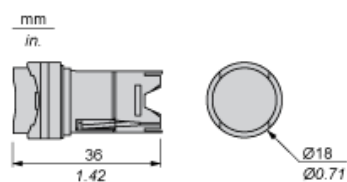
Warranty period	18 months
-----------------	-----------

---

Circular Head for Illuminated or Non Illuminated Pushbutton

---

Dimensions



## Panel Cut-out

### For Square or Circular Head

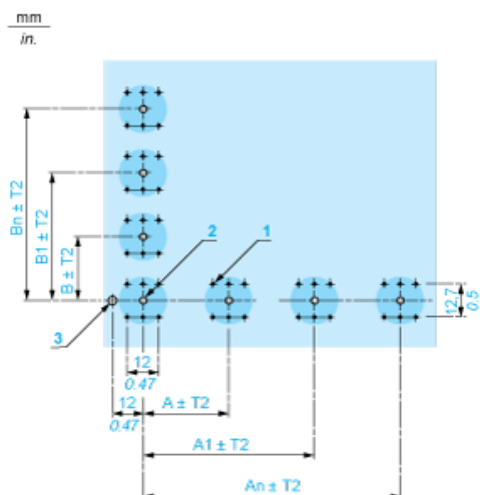


## Pushbuttons, Switches and Pilot Lights for Printed Circuit Board Connection

### Front Panel Cut-out (Viewed from Installer's Side)



## Printed Circuit Board Drillings (Viewed from Electrical Block Side)



A 24 mm/0.94 in. minimum for rectangular heads, 18 mm/0.71 in. minimum for square or circular heads

B 18 mm/0.71 in. minimum

(1) 6 x Ø 1.1 mm / 6 x Ø 0.04 in. holes.

(2) 1 x Ø 2.6<sup>0</sup><sub>-0.2</sub> mm / 1 x Ø 0.10<sup>0</sup><sub>-0.008</sub> in. hole for locating pin, only when using socket adaptor ZB6Y010.

(3) 1 x Ø 3.2<sup>0</sup><sub>-0.2</sub> mm / 1 x Ø 0.13<sup>0</sup><sub>-0.008</sub> in. hole for fixing of printed circuit board onto the front panel using body bracket ZB6Y011.

This hole must be drilled on the left-hand side, when heads are positioned at the normal angle. Fit a body bracket ZB6Y011 every 72 mm/2.83 in. maximum for cut-outs on 24 mm/0.94 in. centres (rectangular heads) and 54 mm/2.13 in. maximum for cut-outs on 18 mm/0.71 in. centres (square or circular heads).

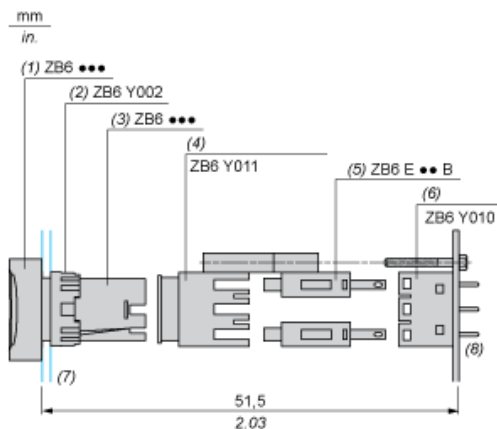
General tolerances of the panel and printed circuit board: T1, T2: T1 + T2 = 0.3 mm/0.01 in. maximum.

Installation precautions:

Thickness of printed circuit board: 1.6 mm/0.06 in. minimum.

## Mounting with Body Bracket

With socket adaptor ZB6Y010



(1) Head

(2) Nut

(3) Body

(4) Body bracket

(5) Contact block

(6) Socket adaptor

(7) Panel

(8) Printed circuit

## Direct mounting without socket adaptor ZB6Y010



- (1) Head
- (2) Nut
- (3) Body
- (4) Body bracket
- (5) Contact block
- (6) Panel
- (7) Printed circuit