

Product Summary

V _{RRM} (V)	I _F (A)	V _F Max (V) @ I _F = 2.0A	I _R Max (μA)
50/100/200/400/600 /800/1000	4.0	1.0	5.0


Mechanical Data

- Package: KBJ
- Package Material: Molded Plastic. UL Flammability Classification 94V-0
- Terminals: Finish – Tin. Plated Leads, Solderable per MIL-STD-202, Method 208 @3
- Polarity: Molded on Body
- Mounting: Through Hole for #6 Screw
- Mounting Torque: 5.0 in-lbs Maximum
- Marking: Type Number
- Weight: 4.6 grams (Approximate)

Features

- Glass Passivated Die Construction
- High Case Dielectric Strength of 1500V_{RMS}
- Low Reverse Leakage Current
- Surge Overload Rating to 120A Peak
- Ideal for Printed Circuit Board Applications
- UL Listed Under Recognized Component Index, File Number E95060
- Lead-Free Finish; RoHS Compliant (Notes 1 & 2)**
- For automotive applications requiring specific change control (i.e. parts qualified to AEC-Q100/101/104/200, PPAP capable, and manufactured in IATF 16949 certified facilities), please [contact us](https://www.diodes.com/quality/product-definitions/) or your local Diodes representative.**

KBJ

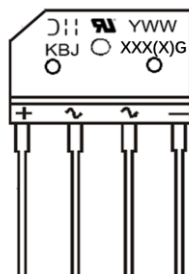


Ordering Information (Note 3)

Orderable Part Number	Package	Packing	
		Qty.	Carrier
KBJ4005G	KBJ	20	Tube
KBJ401G	KBJ	20	Tube
KBJ402G	KBJ	20	Tube
KBJ404G	KBJ	20	Tube
KBJ406G	KBJ	20	Tube
KBJ408G	KBJ	20	Tube
KBJ410G	KBJ	20	Tube

- Notes:
- EU Directive 2002/95/EC (RoHS), 2011/65/EU (RoHS 2) & 2015/863/EU (RoHS 3) compliant. All applicable RoHS exemptions applied.
 - See <https://www.diodes.com/quality/lead-free/> for more information about Diodes Incorporated's definitions of Halogen- and Antimony-free, "Green" and Lead-free.
 - For packaging details, go to our website at <https://www.diodes.com/design/support/packaging/diodes-packaging/>.

Marking Information



KBJXXXG = Product Type Marking Code, ex: KBJ401G, KBJ402G, KBJ404G, KBJ406G, KBJ408G, KBJ410G
 KBJXXXG = Product Type Marking Code, ex: KBJ4005G
 ⌋⌋⌋ = Manufacturer's Code Marking
 YWW = Date Code Marking
 Y = Last Digit of Year (ex: 5 = 2025)
 WW = Week Code (01 to 53)

Maximum Ratings (@T_A = +25°C, unless otherwise specified.)

Characteristic	Symbol	KBJ4 005G	KBJ4 01G	KBJ4 02G	KBJ4 04G	KBJ4 06	KBJ4 08G	KBJ4 10G	Unit
Maximum Repetitive Peak Reverse Voltage	V _{RRM}	50	100	200	400	600	800	1000	V
Maximum RMS Voltage	V _{RMS}	35	70	140	280	420	560	700	V
Maximum DC Blocking Voltage	V _{DC}	50	100	200	400	600	800	1000	V
Average Rectified Output Current T _J = +150°C	I _{F(AV)}	4.0							A
Peak Forward Surge Current 8.3ms Single Half Sine Wave T _J = +25°C	I _{FSM}	120							A
I ² t Rating for Fusing (t = 8.3ms)	I ² t	60							A ² s
Operating Temperature Range	T _J	-55 to +150							°C
Storage Temperature Range	T _{STG}	-55 to +150							°C

Electrical Characteristics (@T_A = +25°C, unless otherwise specified.)

Characteristic	Test Condition	Symbol	Max	Unit
Forward Voltage	I _F = 2.0A T _J = +25°C	V _F	1.0	V
Leakage Current	V _R at Rated T _J = +25°C T _J = +125°C	I _R	5.0 500	μA
Typical Junction Capacitance (Note 5)		C _T	40	pF

Thermal Characteristics

Characteristic	Symbol	Typ	Unit
Typical Thermal Resistance (Note 4)	R _{θJC}	5.5	°C/W

Notes: 4. Thermal resistance from junction to case per element. Unit mounted on 75mm x 75mm x 1.6mm aluminum plate heatsink.
5. Measured at 1.0MHz and applied reverse voltage of 4.0V DC.

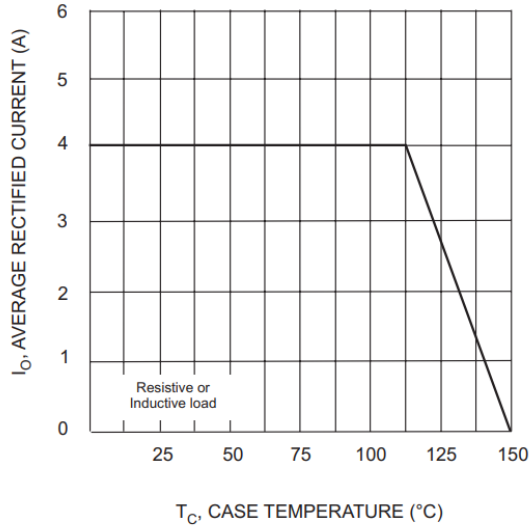


Fig. 1 Forward Current Derating Curve

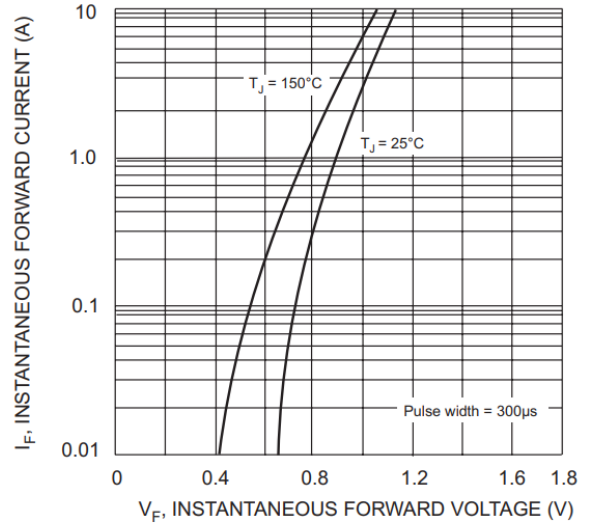


Fig. 2 Typical Forward Characteristics

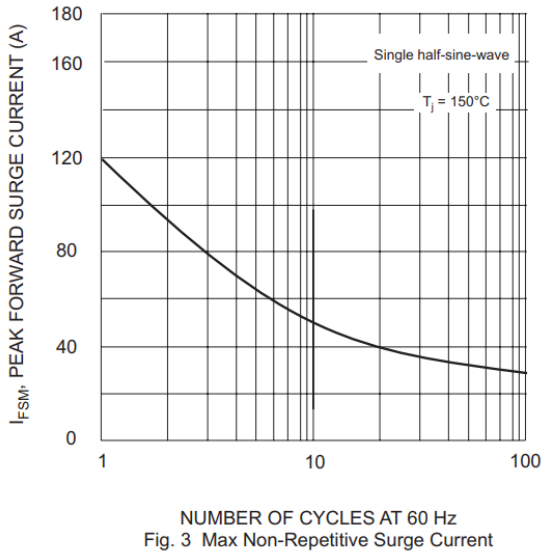


Fig. 3 Max Non-Repetitive Surge Current

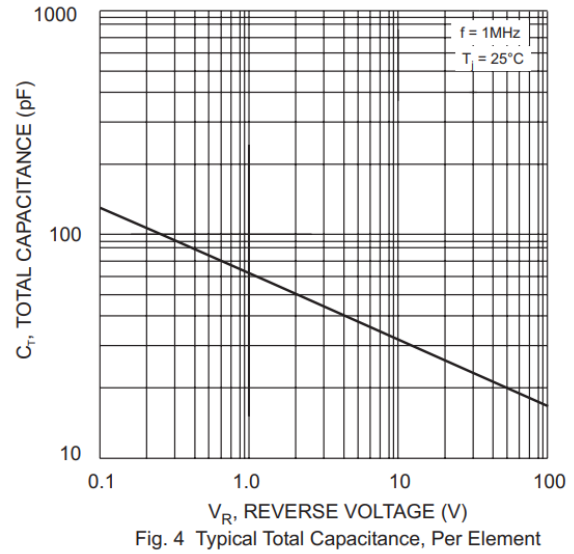


Fig. 4 Typical Total Capacitance, Per Element

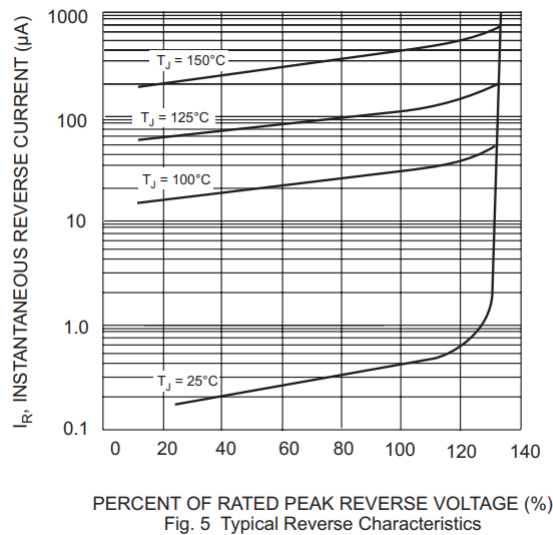


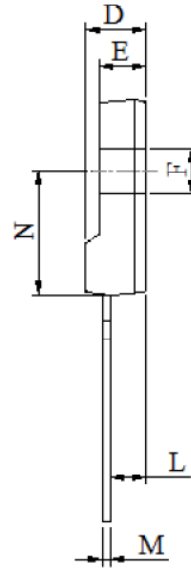
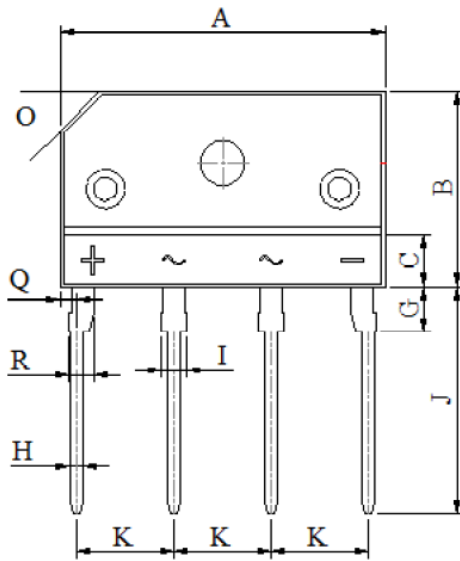
Fig. 5 Typical Reverse Characteristics

Package Outline Dimensions

Please see <http://www.diodes.com/package-outlines.html> for the latest version.

KBJ

Unit: mm



KBJ		
DIM.	MIN.	MAX.
A	24.80	25.20
B	14.70	15.30
C	3.90	4.10
D	4.40	4.80
E	3.40	3.80
F	3.10Ø	3.40Ø
G	3.30	3.70
H	0.90	1.10
I	1.50	1.90
J	17.20	17.80
K	7.30	7.70
L	2.50	2.90
M	0.60	0.80
N	9.30	9.70
O	3.0x45°	
Q	1.05	1.45
R	1.70	2.10
All Dimensions in millimeter		

IMPORTANT NOTICE

1. DIODES INCORPORATED (Diodes) AND ITS SUBSIDIARIES MAKE NO WARRANTY OF ANY KIND, EXPRESS OR IMPLIED, WITH REGARDS TO ANY INFORMATION CONTAINED IN THIS DOCUMENT, INCLUDING, BUT NOT LIMITED TO, THE IMPLIED WARRANTIES OF MERCHANTABILITY, FITNESS FOR A PARTICULAR PURPOSE OR NON-INFRINGEMENT OF THIRD PARTY INTELLECTUAL PROPERTY RIGHTS (AND THEIR EQUIVALENTS UNDER THE LAWS OF ANY JURISDICTION).
2. The Information contained herein is for informational purpose only and is provided only to illustrate the operation of Diodes' products described herein and application examples. Diodes does not assume any liability arising out of the application or use of this document or any product described herein. This document is intended for skilled and technically trained engineering customers and users who design with Diodes' products. Diodes' products may be used to facilitate safety-related applications; however, in all instances customers and users are responsible for (a) selecting the appropriate Diodes products for their applications, (b) evaluating the suitability of Diodes' products for their intended applications, (c) ensuring their applications, which incorporate Diodes' products, comply the applicable legal and regulatory requirements as well as safety and functional-safety related standards, and (d) ensuring they design with appropriate safeguards (including testing, validation, quality control techniques, redundancy, malfunction prevention, and appropriate treatment for aging degradation) to minimize the risks associated with their applications.
3. Diodes assumes no liability for any application-related information, support, assistance or feedback that may be provided by Diodes from time to time. Any customer or user of this document or products described herein will assume all risks and liabilities associated with such use, and will hold Diodes and all companies whose products are represented herein or on Diodes' websites, harmless against all damages and liabilities.
4. Products described herein may be covered by one or more United States, international or foreign patents and pending patent applications. Product names and markings noted herein may also be covered by one or more United States, international or foreign trademarks and trademark applications. Diodes does not convey any license under any of its intellectual property rights or the rights of any third parties (including third parties whose products and services may be described in this document or on Diodes' website) under this document.
5. Diodes' products are provided subject to Diodes' Standard Terms and Conditions of Sale (<https://www.diodes.com/about/company/terms-and-conditions/terms-and-conditions-of-sales/>) or other applicable terms. This document does not alter or expand the applicable warranties provided by Diodes. Diodes does not warrant or accept any liability whatsoever in respect of any products purchased through unauthorized sales channel.
6. Diodes' products and technology may not be used for or incorporated into any products or systems whose manufacture, use or sale is prohibited under any applicable laws and regulations. Should customers or users use Diodes' products in contravention of any applicable laws or regulations, or for any unintended or unauthorized application, customers and users will (a) be solely responsible for any damages, losses or penalties arising in connection therewith or as a result thereof, and (b) indemnify and hold Diodes and its representatives and agents harmless against any and all claims, damages, expenses, and attorney fees arising out of, directly or indirectly, any claim relating to any noncompliance with the applicable laws and regulations, as well as any unintended or unauthorized application.
7. While efforts have been made to ensure the information contained in this document is accurate, complete and current, it may contain technical inaccuracies, omissions and typographical errors. Diodes does not warrant that information contained in this document is error-free and Diodes is under no obligation to update or otherwise correct this information. Notwithstanding the foregoing, Diodes reserves the right to make modifications, enhancements, improvements, corrections or other changes without further notice to this document and any product described herein. This document is written in English but may be translated into multiple languages for reference. Only the English version of this document is the final and determinative format released by Diodes.
8. Any unauthorized copying, modification, distribution, transmission, display or other use of this document (or any portion hereof) is prohibited. Diodes assumes no responsibility for any losses incurred by the customers or users or any third parties arising from any such unauthorized use.
9. This Notice may be periodically updated with the most recent version available at <https://www.diodes.com/about/company/terms-and-conditions/important-notice>

The Diodes logo is a registered trademark of Diodes Incorporated in the United States and other countries.
All other trademarks are the property of their respective owners.
© 2025 Diodes Incorporated. All Rights Reserved.

www.diodes.com