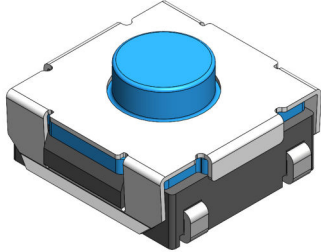


# PRODUCT SPECIFICATION

Part Number	SWT7410			Rev	A		Date	22/07/25
Product Description	Tactile Switch, 6.35 X 6.55mm, Top Actuated, J Lead, SPST – NO, IP6K7						Page	1
Doc Number	SWT7410	Prepared	KY	Checked	CC	Approved	PH	



## Features:

Outline: 6.35 X 6.55mm

Profile Height: 3.50mm

Actuated Orientation: Top Actuated

Lead Type: J Lead

## Specification:

### Material

Housing: PPA, Black

Button: Silicone Rubber, Blue

Terminal: Brass

Contact: Stainless Steel

Cover: Stainless Steel

### Plating

Terminal: Silver Plated

Contact: Silver Plated

Cover: Clear

### Electrical

Voltage & Current Rating:

12V DC, 50mA.

Contact Resistance: 50mΩ Max.

Dielectric Withstanding Voltage: 250V AC.

Insulation Resistance: 100MΩ Min.

### Mechanical & Environmental

Operating Temperature: -25C to +85°C

Operating Force: See ordering Grid.

Travel: 0.50±0.20mm

Durability: 100,000 cycles

Ingress Protection Rating: IP6K7

Solder Tails Co-planarity: 0.10mm Max.

## Ordering Grid:

SWT7410		—		0350		XX	J	S	A	<a href="#">Request Samples and Quotation</a>	
Profile Height										Packing Options	
0350 = 3.50mm										A = Tape & Reel (1500pcs per reel)	
		Operating Force									
		25 = 250±80gf									
		30 = 300±80gf									
				Lead Type						Contact Plating	
				J = J Lead						S = Silver	



[www.gct.co](http://www.gct.co)

# PRODUCT SPECIFICATION

Part Number	SWT7410			Rev	A		Date	22/07/25
Product Description	Tactile Switch, 6.35 X 6.55mm, Top Actuated, J Lead, SPST – NO, IP6K7						Page	2
Doc Number	SWT7410	Prepared	KY	Checked	CC	Approved	PH	

## Reflow Soldering Profile:

Pb-free reflow profile requirements

Parameter	Reference	Specification
Average temperature gradient in preheating		2.5°C/s
Soak time	t <sub>soak</sub>	2-3 minutes
Time above 217°C	t <sub>1</sub>	60 s
Time above 230°C	t <sub>2</sub>	50 s
Time above 250°C	t <sub>3</sub>	3 s
Peak temperature in reflow	T <sub>peak</sub>	255°C (–0/+5°C)
Temperature gradient in cooling		Max -5°C/s

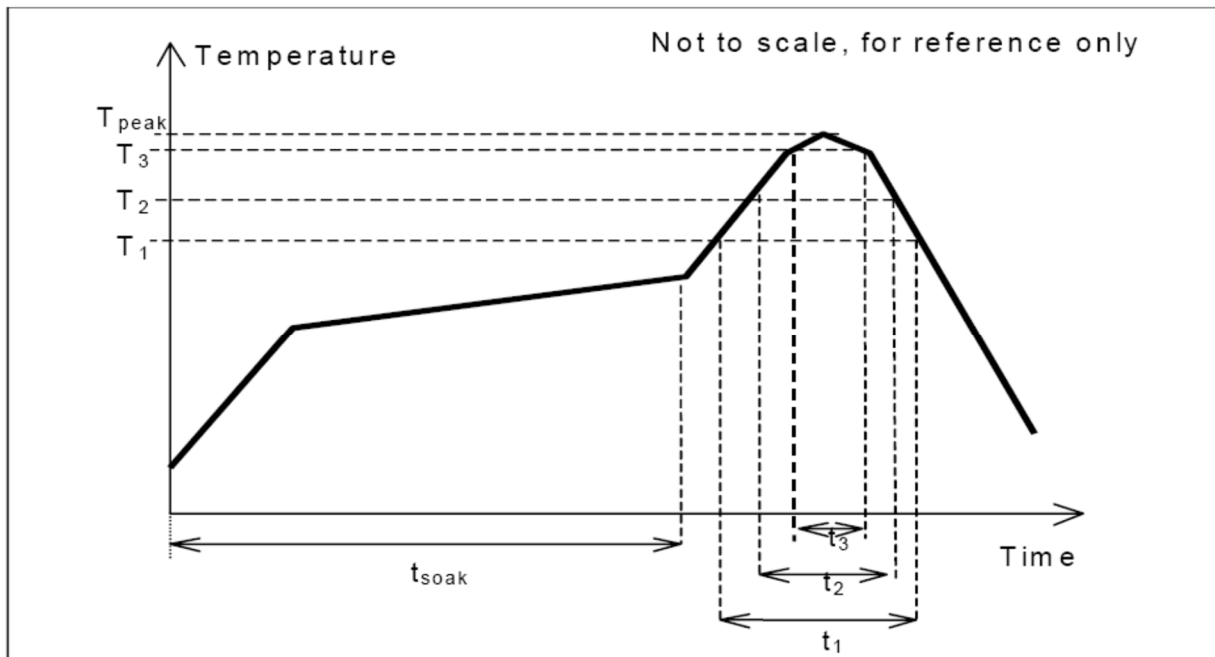


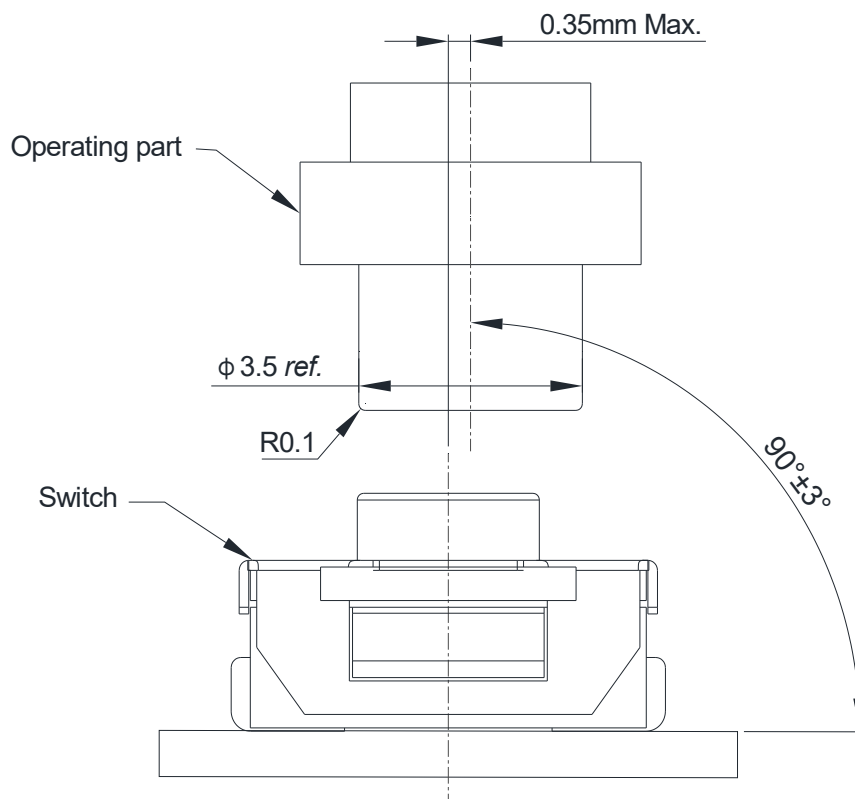
Fig. 1.0, this profile is the minimum requirement for evaluating soldering heat resistance of components. Heat transfer method used for reflow soldering is hot air convection. The actual air temperatures used to achieve the specified profile is higher and largely dependent on the reflow equipment.

# PRODUCT SPECIFICATION

Part Number	SWT7410			Rev	A		Date	22/07/25
Product Description	Tactile Switch, 6.35 X 6.55mm, Top Actuated, J Lead, SPST – NO, IP6K7						Page	3
Doc Number	SWT7410	Prepared	KY	Checked	CC	Approved	PH	

## Precaution for Operating:

1. Deviation of operating part from the centre axis of the switch shall be within 0.35mm.
2. Allowable operating angle:  $90 \pm 3$  degrees.
3. Do not overload and shock the switch.
4. Avoid pressing on the button with sharp objects.
5. Cleaning after product soldering is not allowed.
6. Avoid switching on for a long time.



## Recommended Operating Conditions

## Precaution for Handling and Storage:

1. Products are vacuum sealed in plastic bag with desiccant.
2. Recommended storage conditions:  $-20$  to  $+50^\circ\text{C}$ , 20% to 85% humidity.
3. Avoid exposing to corrosive gas, direct sunlight.
4. After the packaging is opened, use the products as quickly as possible.
5. Products that have not been used up must be vacuum sealed in plastic bag with desiccant.

# PRODUCT SPECIFICATION

Part Number	SWT7410			Rev	A		Date	22/07/25
Product Description	Tactile Switch, 6.35 X 6.55mm, Top Actuated, J Lead, SPST – NO, IP6K7						Page	4
Doc Number	SWT7410	Prepared	KY	Checked	CC	Approved	PH	

Revision details:

Revision	Information	Page	Release Date
0.1	First draft	-	17/06/2025
0.2	Update 3D view	1	04/07/2025
A	First Release	-	22/07/2025