


Hallogic Hall-Effect Sensor Assembly

OHB3040, OHB3040S



Features:

- Non-contact motion sensing
- Operates over a broad range of supply voltages (4.5 V to 25 V)
- Excellent temperature stability
- Hall element, voltage regulator, linear amplifier and Schmitt trigger on a single Hallogic silicon chip
- Suitable for military and space applications (S Level)
- Performs in dirty environments over wide temperature range
- 0.125" (3.18 mm) wide gap



Description:

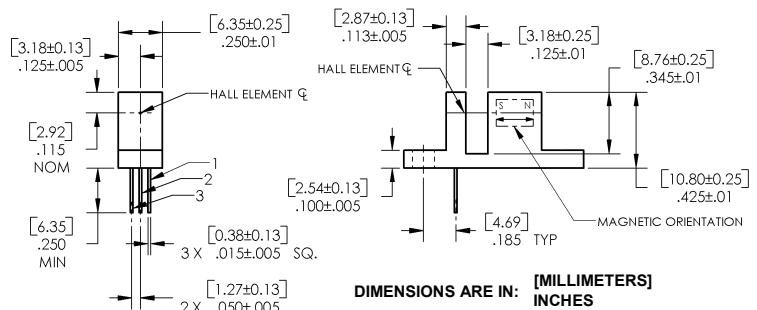
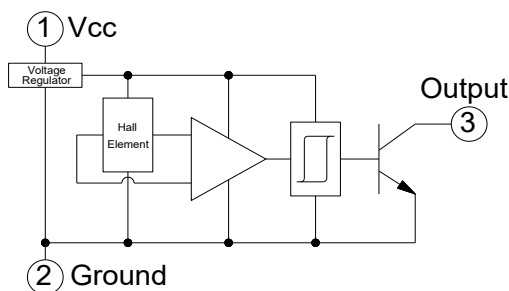
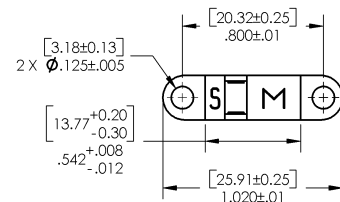
The OHB3040 consists of a hermitically sealed ceramic package Hall-effect sensor (OMH3040) and a rare earth magnet mounted in a low-cost plastic housing. The magnet produces optimum magnetic flux at the Hall-effect sensor location. The sensor has an open collector transistor output, which is activated when the slot is open. When the slot is blocked by a ferrous material that reduces the magnetic flux density at the Hall-effect sensor location, the open collector output transistor switches off. The device provides up to 25 mA of sink current. Output characteristics are constant at switching frequencies from DC to over 200 kHz. The OHB3040 has Hi-Reliability processing level S.

The Uni-Polar turns on with a (logic level "0") after a sufficient magnetic field from the south pole of a magnet approaches the symbolized face of the device (Operating Point) and turns off (logic level "1") after the magnetic field reached a minimum value. This feature makes these sensors ideal for applications in non-contact switching operations.

Applications:

- Non-contact slotted magnetic switch
- Harsh environment encoder
- Assembly line automation
- Machine automation
- Machine safety
- End of travel sensor
- Door sensor

Ordering Information	
Part Number	Description
OHB3040	Slotted Switch
OHB3040S	



RoHS

Pin #	Description
1	V _{CC}
2	Ground
3	Output

General Note

TT Electronics reserves the right to make changes in product specification without notice or liability. All information is subject to TT Electronics' own data and is considered accurate at time of going to print.

TT Electronics | OPTEK Technology
2900 E. Plano Pkwy, Plano, TX 75074 | Ph: +1 972 323 2200
www.ttelectronics.com | sensors@ttelectronics.com

Electrical Specifications

Absolute Maximum Ratings ($T_A = 25^\circ \text{C}$ unless otherwise noted)

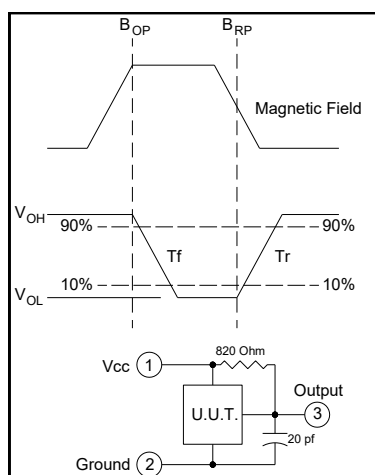
Supply Voltage, V_{CC}	25 V
Storage Temperature Range, T_S	-50°C to $+160^\circ \text{C}$
Operating Temperature Range, T_A	-40°C to $+125^\circ \text{C}$
Lead Soldering Temperature (1/8 in. (3.2 mm) from case for 5 sec. with soldering iron)	260° C
Output ON Current, I_{SINK}	25 mA
Output OFF Voltage, V_{OUT}	25 V
Magnetic Flux Density, B	Unlimited

Electrical Characteristics ($T_A = 25^\circ \text{C}$ unless otherwise noted)

SYMBOL	PARAMETER	MIN	TYP	MAX	UNITS	TEST CONDITIONS
I_{CC}	Supply Current	-	4	7	mA	$V_{CC} = 24 \text{ V}$, Output Off
V_{OL}	Output Saturation Voltage	-	100	400	mV	$V_{CC} = 4.5 \text{ V}$, $I_{OL} = 20 \text{ mA}$, Slot Open
I_{OH}	Output Leakage Current	-	0.1	10	μA	$V = 4.5 \text{ V}$, $V_{OUT} = 24 \text{ V}$, Slot Blocked ⁽¹⁾
t_r	Output Rise Time	-	0.21	1	μs	$R_L = 820 \Omega$, $C_L = 20 \text{ pF}$
t_f	Output Fall Time	-	0.1	1	μs	$R_L = 820 \Omega$, $C_L = 20 \text{ pF}$

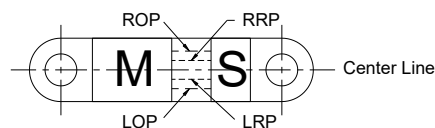
Notes:

- (1) Slot blocked with a ferrous material to interrupt magnetic flux.
- (2) See Hall-effect data sheet OH090 through OHS3100 Series for additional information — for reference only.



	Right Operate Point	Right Release Point	Left Release Point	Left Operate Point
Minimum	0.073" [1.85mm]	0.045" [1.14mm]	-0.045" [-1.14mm]	-0.073" [-1.85mm]
Maximum	0.003" [0.08mm]	-0.005" [-0.127mm]	0.005" [0.127mm]	-0.003" [-0.08mm]

Measurements are referenced to Center Line.



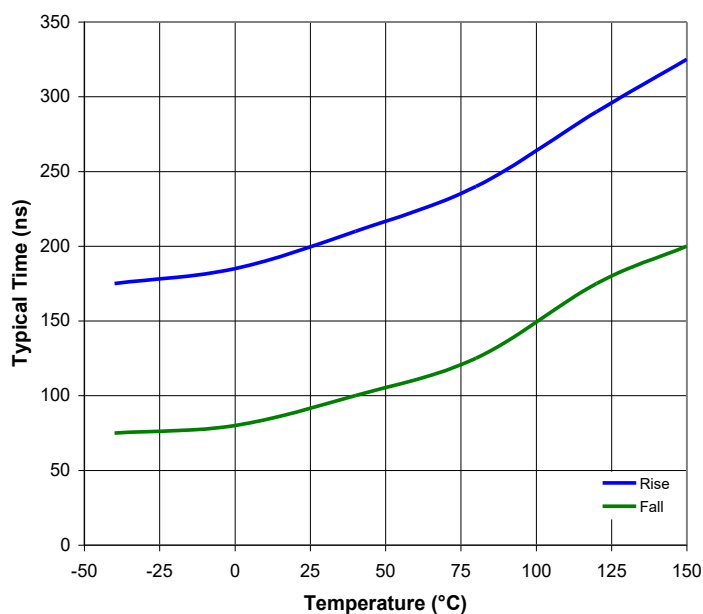
Vane - Material = 1018 Cold Rolled Steel - 0.03" [0.76mm] Thick
Location = 0.05" [1.27 mm] from Bottom of Slot

General Note

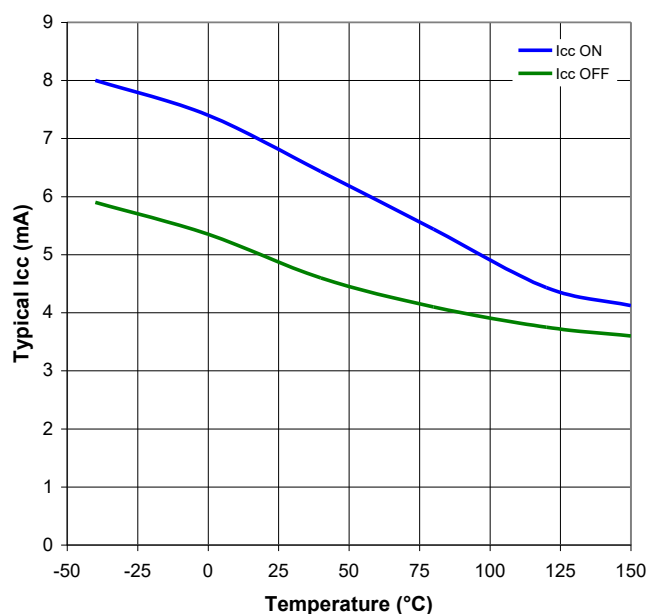
TT Electronics reserves the right to make changes in product specification without notice or liability. All information is subject to TT Electronics' own data and is considered accurate at time of going to print.

Typical Performance

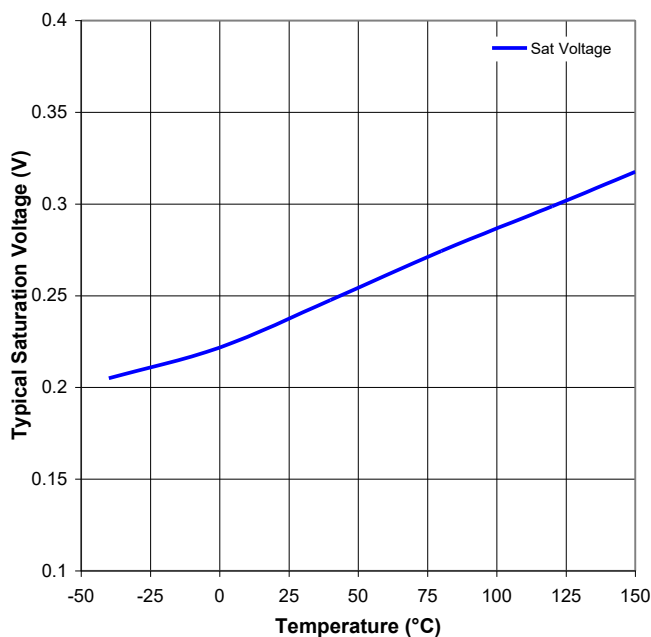
Rise & Fall vs Temperature



I_{CC} vs Temperature



Saturation Voltage vs Temperature



General Note

TT Electronics reserves the right to make changes in product specification without notice or liability. All information is subject to TT Electronics' own data and is considered accurate at time of going to print.