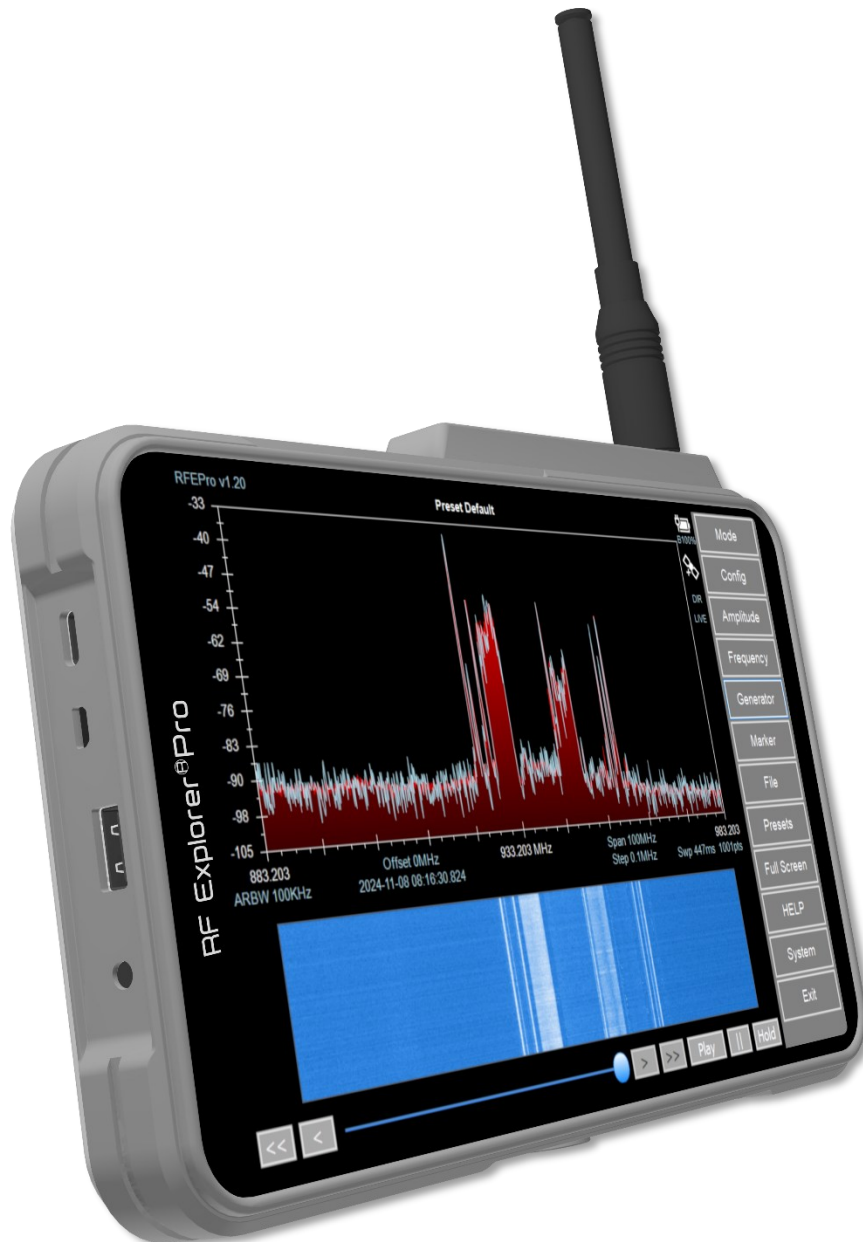


RF Explorer® Pro



Specifications and Datasheet

Updated to Firmware Version 1.25

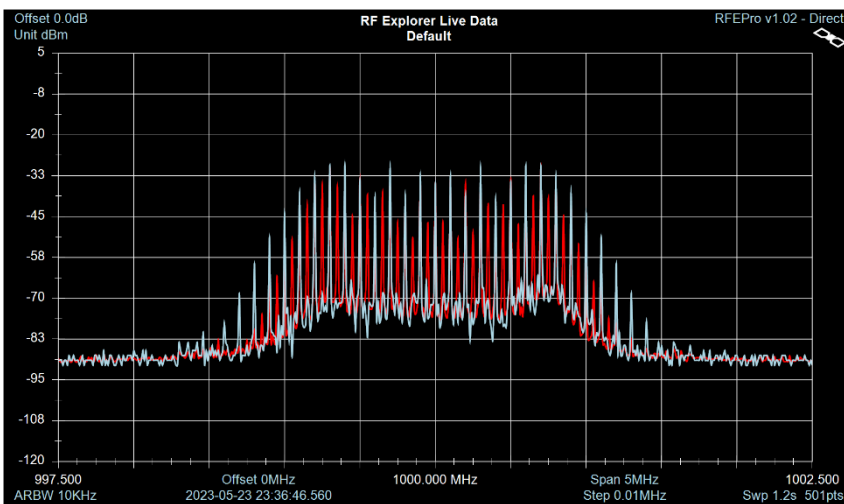
Description of main features

RF Explorer Pro is an advanced, 3rd generation, high-performance multi-purpose instrument. With its integrated Spectrum Analyzer, Signal Tracking Generator, and Power Meter, this device offers advanced functionality in a user-friendly high-resolution touch screen interface.

The internal GPS ensures accurate RF heatmap tracking, while the high-performance CPU enables fast frequency coordination calculations, real-time interference checking, and intermodulation analysis.

Experience the convenience and power of the RF Explorer Pro for precise RF analysis and optimization.

Feature

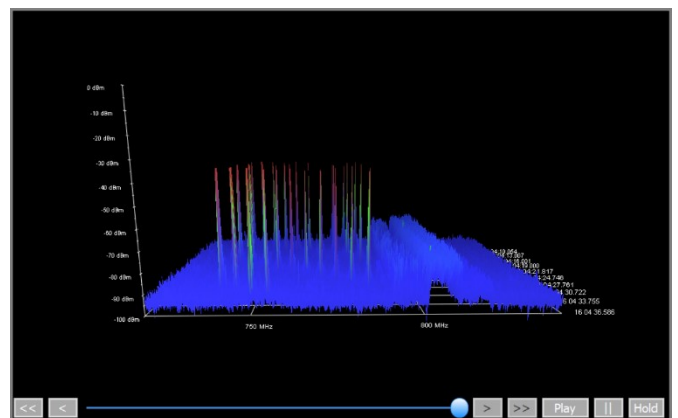
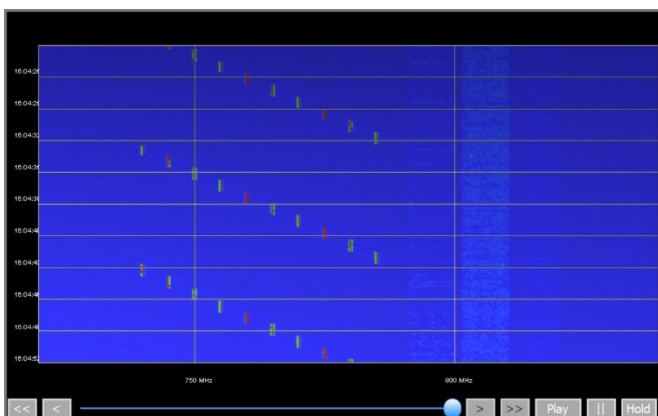


3rd Generation Spectrum Analyzer

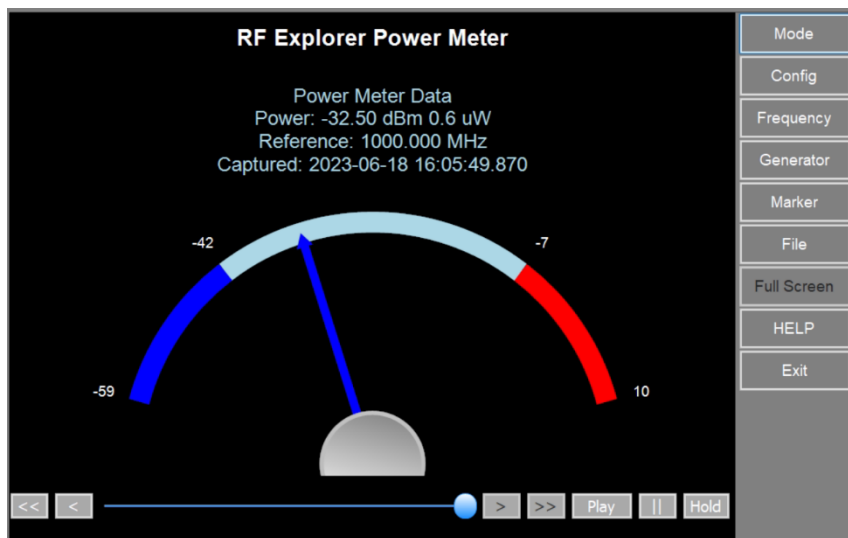
Features an advanced touch screen, high-resolution display, and state-of-the-art RF electronics for precise sweep spectrum analyzer scans.

The design of this instrument is the culmination of over 15 years of experience in developing robust RF high-frequency instruments that are cost-sensitive and widely used across the globe.

It features advanced modes such as Zero Span, Waterfall 2D and 3D, and Power Channel, offering enhanced flexibility to effectively handle a wide range of scenarios.



Capture and replay of elusive events has been made effortless, allowing for optimal monitoring of IoT, radio packets, and continuous modulated and unmodulated signals.



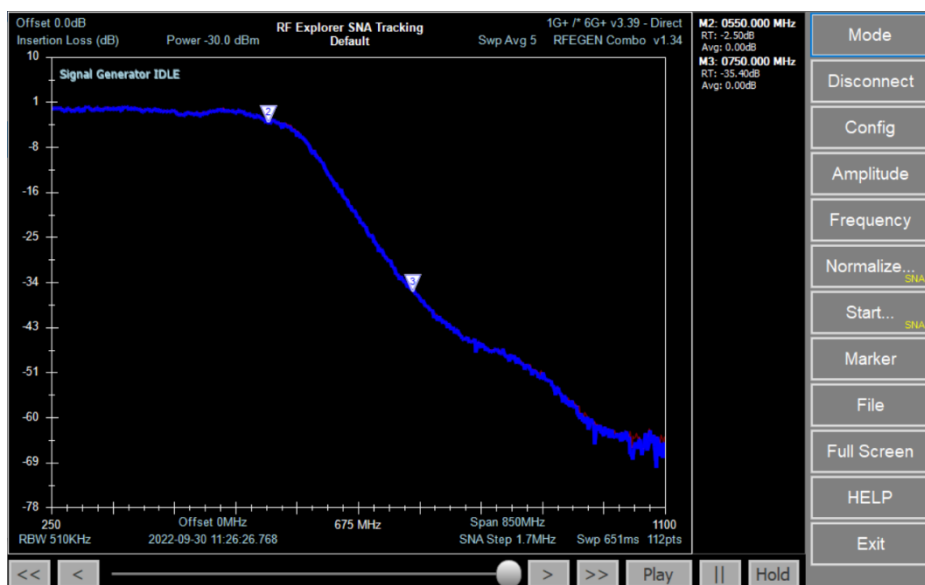
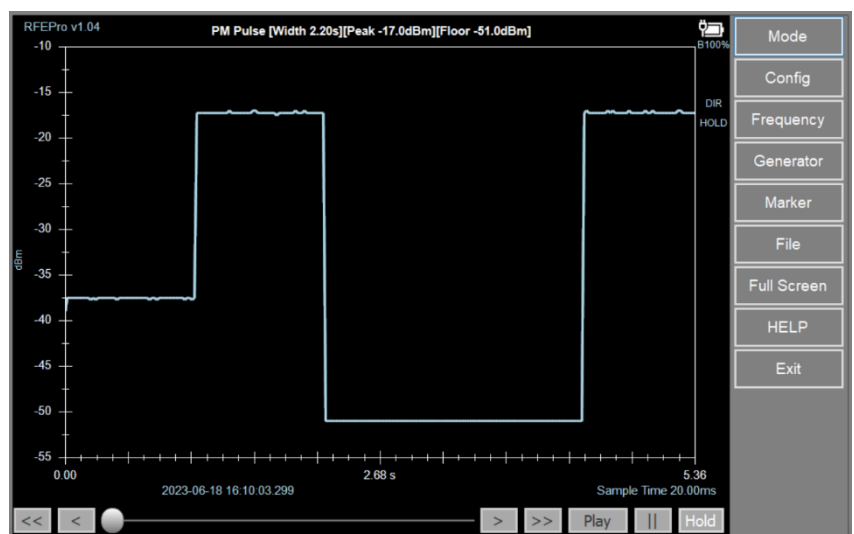
Wideband Design

With the ability to resolve 8GHz band detection events in just 100uS, our device ensures accurate and fast detection across a wide frequency range.

Advanced Power Meter

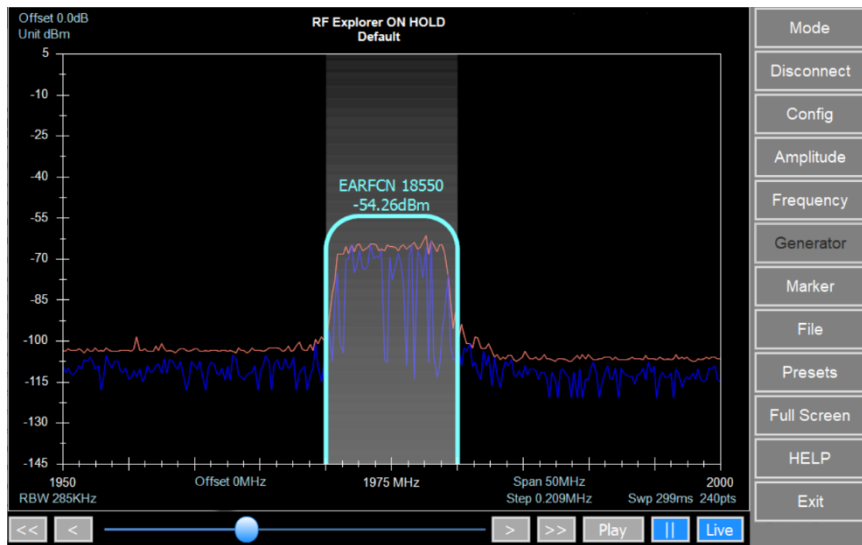
Enjoy continuous and trigger modes for precise power measurement and analysis.

The Trigger mode of this instrument enables the accurate capture of pulse and fast events that may be challenging to capture using other methods.



Tracking Generator

This feature allows for rapid diagnostics and characterization of cables, filters, and amplifiers. When combined with a directional coupler, it can measure impedance and characterize antenna VSWR.



Configurable Radio Standards

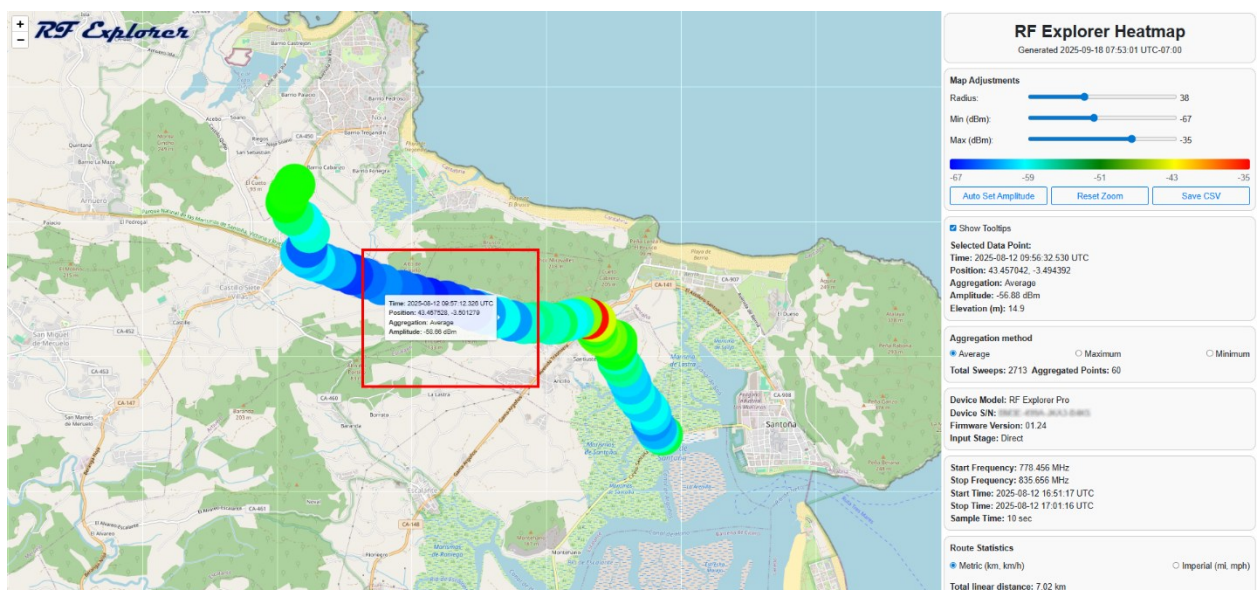
Easily configure channel measurements to match your specific radio standards, ensuring compatibility and accuracy.

- ✓ **Integrated Internal Preamplifier LNA and Attenuators:** Our device includes an integrated preamplifier LNA and attenuators, significantly increasing the dynamic range and enabling handling of low-level and high-level RF signals.
- ✓ **Cable Tester¹:** Perform instant and easy checks of RF cables of any length, ensuring their proper functioning.

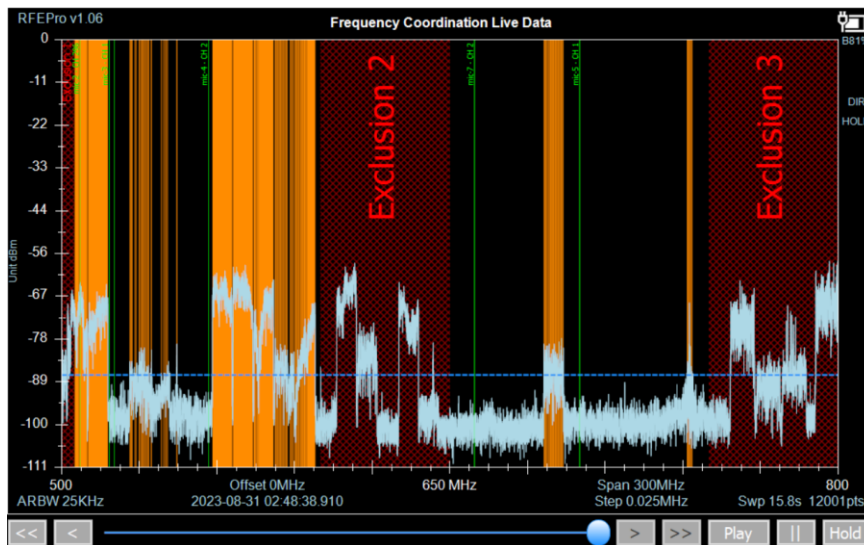
Heatmap Coverage Map¹

Utilize the external GPS assistance and internal manual operation to measure signal strength on the go, creating a heatmap of coverage areas.

To display geolocated data positions on a map, the current implementation of this feature requires a computer or mobile device connected to the Internet an access to free OpenStreetMap service.



¹ This Feature Requires software license



Frequency Coordination¹:

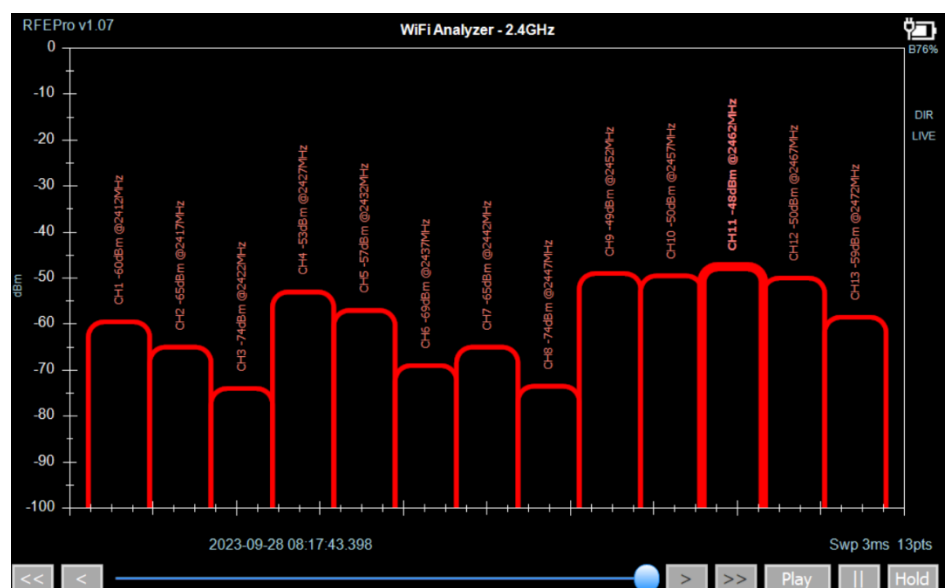
Advanced frequency coordination tailored for A/V, wireless microphones, and in-ear monitors, this feature minimizes interference and intermodulation, and provides continuous monitoring.

The provided database supports the majority of commercially available wireless devices. Additionally, users can add custom configurations that are retained for future use. The straightforward process to export CSV files, coupled with the efficient coordination algorithm, renders this tool invaluable for any venue, no matter its complexity or dynamism.

Project Frequency Range (MHz): 500.000 - 800.000						
Manufacturer	Model	Band	Start	Stop	Step (KHz)	TX Mode
Shure	AD1	H54	520.125	636.000	25	HD
Shure	AD1	G53	470.125	509.875	25	HD
Sennheiser	EK 2000	Aw	516.000	558.000	25	N/A
AKG	DMS 700	1	548.100	697.900	25	N/A
CUSTOM	Custom Model	Band	700.000	800.000	25	N/A
CUSTOM	Custom Model	Band	750.000	800.000	25	N/A
Audio-Technica	2000	D	656.125	678.500	25	N/A

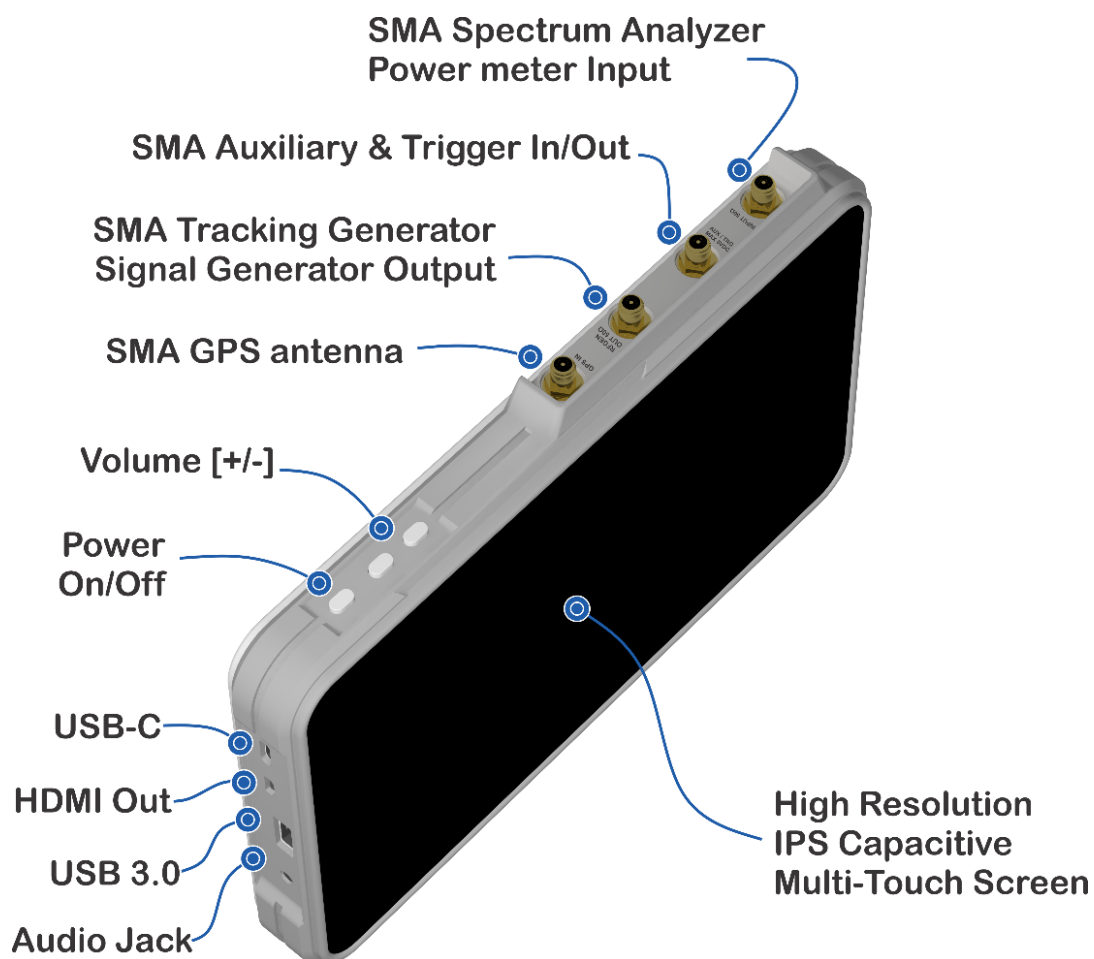
WiFi Analyzer

It offers the capability to detect signals present on any 2.4/5.8/7GHz band channel, enabling accurate identification of interference, collisions, and noise in WiFi environments.



- ✓ **Record/Save/Replay Spectrum Data:** Automatically save scan data on RAM for easy replay of any event. Additionally, the data can be manually or automatically saved in binary and CSV formats for later use.
- ✓ **Continuous Monitoring and Alerting:** Stay informed with reliable alerts, including configurable limit lines, to ensure you never miss critical events.
- ✓ **Export Data to WSM/WWB6/Excel/Matlab:** Seamlessly export all captured data to a USB drive for use in other software applications such as WSM, WWB6, SoundBase, Audio-Technica, Excel, or MATLAB.
- ✓ **Remote Network Control:** Easily manage your RF Explorer Pro over any network. Just connect using a USB-to-Ethernet adapter and set up via VNC. Whether you're using a computer or a mobile device, any brand or model will allow you to monitor and control your system remotely.
- ✓ **HDMI Output:** Connect the RF Explorer Pro to an external display for monitoring RF performance in real time during an event. This is also useful for system configuration and testing to gauge wireless microphone or in-ear monitor coverage range.

For more details on connectors check this [online video](#)



Spectrum Analyzer Specifications

Parameter	Value Range
Frequency range	15MHz to 3.3GHz (<i>baseline</i>) 15MHz to 6.1GHz (<i>requires license 6G</i>) 15MHz to 7.5GHz (<i>requires license 7G</i>)
Frequency Span	0 (zero span) 500kHz to 6GHz (<i>sweep</i>)
RBW	3kHz – 2.5MHz
VBW	Automatic
Low Frequency Support	100kHz – 240MHz <i>with external RF Explorer Upconverter module (not included)</i>
Frequency resolution	1kHz
Sweep Time	3GHz / 280ms <i>With RBW 2.5MHz</i>
Sweep Points	512-50,000
Frequency stability (typical)	TCXO ± 0.5 ppm
Amplitude stability and accuracy (typical)	± 1.5 dB
Factory Calibration	3K reference points
Frequency accuracy (Internal reference)	TCXO ± 1 ppm
Aging	± 1 ppm/year
Displayed Frequency accuracy	Span/(Sweep Points-1)
Amplitude resolution	0.5dB <i>Future firmware upgrade will enable 0.25dB</i>
Dynamic range (Depending on RBW and Band)	Direct: -110dBm to +10dBm Preamplifier LNA: -130dBm to -30dBm Attenuator: -80dBm to +33dBm
Absolute Max input power	+33dBm internal Attenuator selected
Display Average Noise Level	-130dBm <i>typical LNA</i>
Noise Floor	-160dBm/Hz <i>typical LNA</i>
WiFi Analyzer	2.4Ghz / 5.8GHz / 6GHz / 7GHz
GPS capture	Requires 5V active antenna (not included)
GPS Heatmap	Captures in sync with Sweep data <i>Requires Heatmap License</i> <i>Evaluation mode for 10 usages included</i>

Parameter	Value Range
CPU	Advanced Low Power Intel 64bits
DSP	High Performance Dual DSP 32bits+16bits
Save/Replay	100MB Sweeps on Memory Unlimited Sweeps on Files
File Export	Compatible CSV and Binary formats <i>Suitable for WSM/WWB6/Excel/Matlab</i>

Wideband Power Meter Specification

Parameter	Value Range
Frequency range	10MHz to 8GHz
Dynamic range (Depending on RBW and Band)	Direct: -60dBm to +10dBm Preamplifier LNA: -130dBm to -30dBm Attenuator: -80dBm to -10dBm
Operational Modes	Continuous Trigger
Event Detection	100uS
Samples	2-1024 Trigger Samples 100,000 Captures on Memory
Amplitude resolution	0.25dB
Amplitude stability and accuracy (typical)	±1.5dB
Factory Calibration	1K reference points

Signal Tracking Generator Specification

Parameter	Value Range
Frequency range	24MHz to 6GHz shared license with spectrum analyzer mode
Frequency step/resolution	1kHz
Frequency stability (typical)	TCXO ± 0.5 ppm
Output power accuracy	Typical ± 3 dB
Output power stability	Typical ± 0.5 dB
Output amplitude settling time	500uS
Factory Calibration	1K reference points
Frequency accuracy (internal reference)	TCXO ± 1 ppm
Output power range (nominal)	-40dBm to -30dBm in 3dB steps -10dBm to 0dBm in 3dB steps
Operational Modes	CW Tracking SNA Frequency Sweep (future firmware) Amplitude Sweep (future firmware)
Harmonics	Typical < -10 dBc
Spurious	Typical < -50 dBc
Frequency Sweep settling	< 5 ms
Amplitude Sweep settling	< 500 uS
Sweep hops range	unlimited
Tracking Speed	> 500 pts/sec

Electrical and Mechanical Specification

Parameter	Value Range
Remote Display	Standard multiplatform VNC Compatible
Video Output	Micro HDMI port
USB	Type A USB 3.0
Network	Ethernet with USB adapter <i>Adapter Not Included</i>
Remote Control	VNC multiplatform free viewer
Audio	Internal Speaker Audio Jack 3.5mm
Micro SD card	Up to 64GB <i>SD Card Not Included</i>
Operating temperature	5-35C
Operating humidity	Max 90%
RF Connector type	SMA 50 ohms
Display Technology	Anti-glare 8" IPS TFT Capacitive Touchscreen
Display Resolution	1280x800 pixels 16.7M color
Display Luminance	250 cd/m ²
Display Contrast ratio	800:1
Viewing Angle	85 deg
Weight	570 g
Size	215x140x25mm
Charge	USB-C 5VDC 2A <i>Charger Not Included</i>
Charge Time	Typical 3hs
Internal Battery	Lithium Ion 4500mAh
Battery Lifetime	3.5 – 5hs <i>Depending on operational mode</i>
Holder	Back Removable Holder
Tripod Support	Compatible with standard 1/4-20 Camera tripod
Certification	CE/FCC/RoHS/MSDS
Included Antennas	UHF: 400MHz-900MHz (gray) Wideband: 900MHz-6GHz (black)
Included Cable	USB-C 2A rated cable, 1m length

Disclaimer

DISCLAIMER: The material contained in this document is provided "as is" by RF Explorer Technologies and is subject to change without prior notice in future editions. To the maximum extent permitted by applicable law, RF Explorer Technologies disclaims all warranties, either express or implied, regarding this manual and any information contained herein, including but not limited to the implied warranties of merchantability and fitness for a particular purpose.

RF Explorer Technologies shall not be liable for any errors or for any incidental or consequential damages arising from the furnishing, use, or performance of this document or any information contained herein. In the event that RF Explorer Technologies and the user have a separate written agreement with warranty terms that conflict with these terms, the warranty terms in the separate agreement will take precedence and control over the terms stated here.

Warranty

This RF Explorer Technologies instrument product is warranted against defects in material and workmanship for a period of one year from the date of shipment. During the warranty period, RF Explorer Technologies will, at its discretion, either repair or replace products that are found to be defective.

For warranty service or repair, this product must be returned to a service facility designated by RF Explorer Technologies. The buyer is responsible for prepaying the shipping charges to RF Explorer Technologies, and RF Explorer Technologies will cover the shipping charges to return the product to the buyer. However, the buyer is responsible for all shipping charges, duties, and taxes for products returned to RF Explorer Technologies from another country.

FCC and CE regulations

RF Explorer Pro is a Test and Measurement device, and therefore compatible with US FCC regulation 47 CFR Part 15.103(c).

RF Explorer Pro is certified for CE compliance under regulations EN/IEC61236 and EN/IEC61000.

RF Explorer Technologies SL holds numerous design patents for the product.

This product is designed in Europe by RF Explorer Technologies SL - © All Rights Reserved



EUROPEAN UNION

EUROPEAN REGIONAL
DEVELOPMENT FUND

A WAY TO MAKE EUROPE



License

RF Explorer Pro embedded firmware and software is copyrighted © by RF Explorer Technologies SL, 2010-2025.

The name 'RF Explorer' holds registered trademark status in the USA, Australia, China, Japan, Canada, and all EU countries.

For inquiries, support, and pre-sale questions, please reach out to us at support.rf-explorer.com