

SAFE-T-CABLE[®]

The Reliable, Time-Saving Solution for Fastener Security



DMC® is an ISO9001:2015 and AS9100D Registered Company.
Scan the QR to learn more about our commitment to quality.

LIMITED WARRANTY: DMC warrants each new product sold by it to be free from defects in material and workmanship under normal use and service. DMC's obligation under this warranty is limited to the free correction or, at DMC's option, the refund of the purchase price of any such product which proves defective in normal service within ninety (90) days after delivery to the first user, provided that the product is returned to DMC with all transportation charges prepaid and which shall appear to DMC's satisfaction, after DMC's inspection, to have been defective in material or workmanship, it being understood that DMC products are not consumer products. This warranty shall not cover any damage to any product which, in the opinion of DMC, was caused by normal wear, misuse, improper operation, tampering, neglect, or accident. This warranty is in lieu of all other warranties express or implied. No warranty, express or implied, is made or authorized to be made or assumed with respect to products of Daniels Manufacturing Corporation other than those herein set forth.

STC-BK Rev B

© Daniels Manufacturing Corporation 2025

www.dmctools.com

TABLE OF CONTENTS



1

INTRODUCTION

Pages 1 - 2



2

STANDARDS AND CLASSIFICATIONS

Pages 3 - 4



3

CABLE ASSEMBLIES AND FERRULES

Pages 5 - 10



4

TOOLS AND ACCESSORIES

Pages 11 - 13



5

VERIFICATION EQUIPMENT

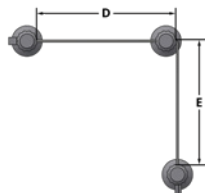
Page 14



6

TOOL KITS

Pages 15 - 17



7


BEST PRACTICES AND RESOURCES

Pages 18 - 20

THE ULTIMATE FASTENER RETENTION SYSTEM

Originally invented in 1989 by GE Aviation for use on commercial aircraft engines, Safe-T-Cable® quickly became recognized as a reliable, time-saving solution for fastener security. In 1993, the Society of Automotive Engineers (SAE) industry standards for Safe-T-Cable were established and DMC received the Federal Aviation Administration (FAA) classification for use of Safe-T-Cable. Aerospace Industries Association (AIA) standards such as NASM33540 and several OEM standards for using Safe-T-Cable were established thereafter. Today, Safe-T-Cable is widely used in aerospace, rail, marine, and energy industries.

In addition to installing 3 times faster than lockwire, Safe-T-Cable also produces a stronger and safer result. The user-friendly tooling guarantees a consistent installation each time it is used. Unlike lockwire, Safe-T-Cable installations eliminate sharp edges, which greatly reduces the risk of injury. Safe-T-Cable also reduces repetitive motion injuries and Foreign Object Debris (FOD). The installation and inspection of Safe-T-Cable is simple, easy to train, and rework is essentially eliminated.



LEARN MORE ABOUT SAFE-T-CABLE



INSTALLING SAFE-T-CABLE IS SIMPLE

1

THREAD

Thread the cable assembly through the fasteners in a positive or neutral direction.



2

INSERT

Insert the free end of the cable through the ferrule and thread the cable through the nose of the tool.



3

TENSION

Use the tool to apply tension to the cable.



4

CRIMP & CUT

Crimp the ferrule, and cut the excess cable.



STANDARDS AND CLASSIFICATIONS



NATIONAL AEROSPACE STANDARDS

NASM33540, formerly MIL-STD-33540, "Safety Wiring, Safety Cabling, Cotter Pinning, General Practices" documents the standard practice and is controlled by AIA. This document is referenced in many contracts, drawings, and process manuals. The standard is available online at <http://global.ihs.com/?RID=AIA>.



SAE INTERNATIONAL

SAE International maintains and distributes the procurement and detail specifications that control the design, packaging, and performance requirements of Safe-T-Cable. SAE specifications for Safe-T-Cable include the following and are available online at <https://www.sae.org/>.

- **AS567** Safety Cable, Safety Wire, Key Washers, and Cotter Pins for Production Systems, and Use
- **AS3509** Cable, Safety, Kit, Nickel Alloy, UNS N06600
- **AS3510** Cable, Safety, Kit, Corrosion and Heat Resistant Steel, UNS S32100
- **AS3618** Cable, Safety, Ferrule, Elongated, Corrosion and Heat Resistant Steel, UNS S32100
- **AS3619** Cable, Safety, Ferrule, Elongated, Nickel Alloy, UNS N06600
- **AS3655** Cable, Safety, Kit, Corrosion Resistant Nickel Alloy, UNS N06625
- **AS4536** Cable, Safety, Kit, Procurement Specification for Requirements and Use

Please contact DMC for further information on SAE specifications, publication status, or application references.



FEDERAL AVIATION ADMINISTRATION

Many FAA approved 70-XX-XX standard documents are published and maintained by major engine, airframe, and component/subsystem manufacturers. The FAA approved manual on the specific aircraft/subsystem will advise the operator/maintainer if Safe-T-Cable is approved by the original equipment manufacturer (OEM). If it cannot be determined from this or other documentation, the operator/maintainer should contact the OEM and request information concerning the use of Safe-T-Cable on that aircraft/subsystem.

OEM STANDARDS

- **GE Aircraft Engines:** 70-11-01-400-005 "Standard Practices Manual"
- **Pratt & Whitney:** PWA 316 "Safety Wire, Safe-T-Cable and Cotter-pin Installation"
- **Rolls Royce:** JES 138 "Locking Devices and Practices"
- **Boeing:** BAC 5018 "Installation of Safelying Devices"
- **Airbus:** AIPI 03-06-003 "Locking by Wire"

U.S. MILITARY USE

Safe-T-Cable is included in many technical manuals (TM) and technical orders (TO) used by the U.S. military and foreign military sales organizations to support aircraft, aerospace, and defense systems. Technical information required to select, install, and maintain Safe-T-Cable and the application/verification tooling is provided. General TMs/TOs that include Safe-T-Cable are listed below:


- TO-1-1A-8
- TO-1-1A-14
- TO-1-1A-15
- TM 1-1500-204-23-6
- TM 1-1500-323-24-1
- NAVAIR 01-1A-505-1
- NAVSEA MIL-STD-763
- ARMY MICOM, Drawing 13210868
- NA 01-1A-505-1
- NA 01-1A-8
- TO 00-25-255-1
- TM 1-1500-323-24-2

Several platform specific TOs and TMs feature instructions and guidelines for Safe-T-Cable. Consult the publications organization that supports your particular platform or contact DMC for further information.

DMC STATEMENT ON SAFE-T-CABLE

It is the responsibility of the installer of Safe-T-Cable to determine where Safe-T-Cable can or cannot be installed in accordance with FAA regulations, OEM standards, or Department of Defense (DOD) directives. Where authorization is required, the installer should contact the equipment OEM.

Limitation of Liability: DMC is not liable for consequential or special damages of any nature or kind resulting from the use, misuse or unapproved use of any of its products. Owners and users of DMC products assume full responsibility for instructing their employees in the proper, approved, and safe use of such products.



CABLE ASSEMBLIES AND FERRULES

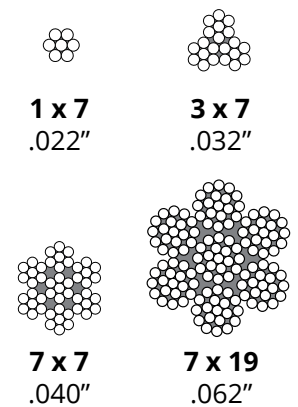
MATERIALS

Safe-T-Cable is comprised of three components: the cable, the end fitting, and the ferrule. All three components are made of the same high-performance alloys typically used in aerospace fasteners. The strength and corrosion resistant properties of these alloys make Safe-T-Cable reliable and durable.

- **321 Stainless Steel (AS3510)** is the standard Safe-T-Cable material used for most engine and airframe applications.
- **Inconel 600 (AS3509)** is appropriate for high temperature and/or non-magnetic applications.
- **Inconel 625 (AS3655)** is ideal for marine applications where superior corrosion resistant properties are necessary.

CABLE

The cable assembly is made up of multiple strands of high tensile strength wire with a square-formed end fitting attached to one end. The other end of the cable is electromechanically fused to form an easy threading cable end. This construction makes it stronger, lighter, and more flexible than lockwire. Safe-T-Cable is available in four diameters and in several lengths ranging from 9" – 24". Custom lengths of Safe-T-Cable are also available. The .022" cable is made with a unilay construction. The .032", .040", and .062" cables are made with a rope-lay construction. Standard, self-looping jumper, flanged, and custom branded cables are available. More details are available on pages 6-10.



FERRULES

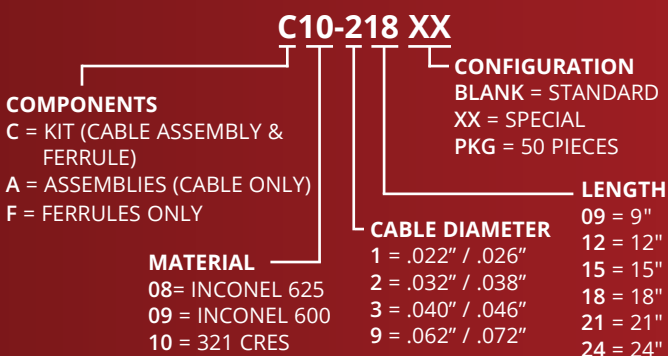
Individual crimp ferrules are precisely manufactured to a size and hardness ensuring their compatibility with the cable assemblies and tools. Ferrules are conveniently stored in a disposable, spring-loaded cartridge for easy access. Ferrules are extracted from the cartridge by threading the cable end through the ferrule and then pulling the cable away from the cartridge. Ferrules do not have to be handled individually which minimizes the possibility of FOD. Ferrules are available in standard, elongated, or flanged configurations.

PACKAGING

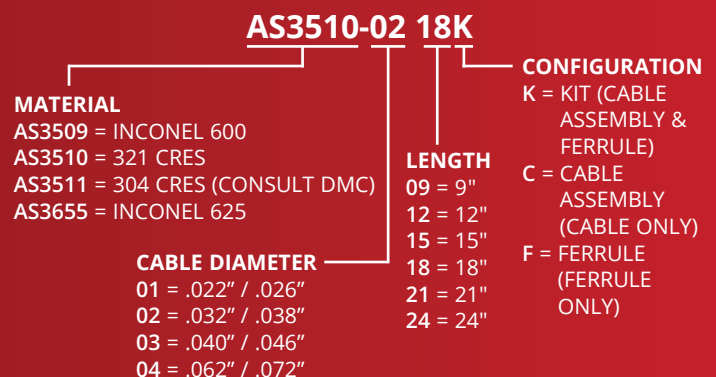
Cable assemblies and ferrule cartridges can be purchased separately or together. Cable and ferrule sizes are easily identifiable by a color-coding system provided on the label and the slug within each ferrule cartridge.



DMC PART NUMBERING SYSTEM




SAE PART NUMBERING SYSTEM



CABLE ASSEMBLY AND FERRULE KITS

Kit packages consist of 50 cable assemblies and 50 ferrules.



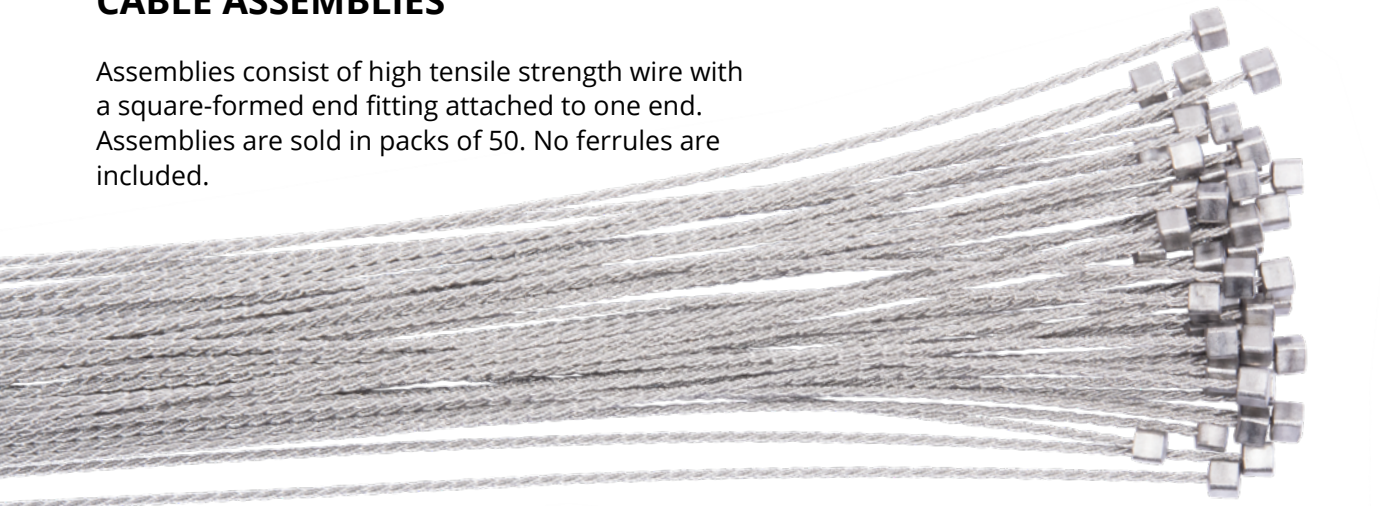
Cable Diameter	Length	321 CRES	Inconel 600	Inconel 625
.022"	12"	C10-112PKG	C09-112PKG	C08-112NPKG
	18"	C10-118PKG	C09-118PKG	C08-118NPKG
	21"	C10-121PKG	C09-121PKG	C08-121NPKG
	24"	C10-124PKG	C09-124PKG	C08-124NPKG
.032"	12"	C10-212PKG	C09-212PKG	C08-212NPKG
	18"	C10-218PKG	C09-218PKG	C08-218NPKG
	21"	C10-221PKG	C09-221PKG	C08-221NPKG
	24"	C10-224PKG	C09-224PKG	C08-224NPKG
.040"	12"	C10-312PKG	C09-312PKG	C08-312NPKG
	18"	C10-318PKG	C09-318PKG	C08-318NPKG
	21"	C10-321PKG	C09-321PKG	C08-321NPKG
	24"	C10-324PKG	C09-324PKG	C08-324NPKG
.062"	18"	C10-918PKG	C09-918PKG	
	24"	C10-924PKG	C09-924PKG	

IMPORTANT INFORMATION:

When considering the cable length, be sure to add the extra cable required to engage the tension mechanism in the application tool. Add 8" for a tool with a 3" nose, and 12" for a tool with a 7" nose.

CABLE ASSEMBLIES

Assemblies consist of high tensile strength wire with a square-formed end fitting attached to one end. Assemblies are sold in packs of 50. No ferrules are included.



Cable Diameter	Length	321 CRES	Inconel 600	Inconel 625
.022"	12"	A10-112PKG	A09-112PKG	A08-112NPKG
	18"	A10-118PKG	A09-118PKG	A08-118NPKG
	21"	A10-121PKG	A09-121PKG	A08-121NPKG
	24"	A10-124PKG	A09-124PKG	A08-124NPKG
.032"	12"	A10-212PKG	A09-212PKG	A08-212NPKG
	18"	A10-218PKG	A09-218PKG	A08-218NPKG
	21"	A10-221PKG	A09-221PKG	A08-221NPKG
	24"	A10-224PKG	A09-224PKG	A08-224NPKG
.040"	12"	A10-312PKG	A09-312PKG	A08-312NPKG
	18"	A10-318PKG	A09-318PKG	A08-318NPKG
	21"	A10-321PKG	A09-321PKG	A08-321NPKG
	24"	A10-324PKG	A09-324PKG	A08-324NPKG
.062"	18"	A10-918PKG	A09-918PKG	
	24"	A10-924PKG	A09-924PKG	

IMPORTANT INFORMATION:

When considering the cable length, be sure to add the extra cable required to engage the tension mechanism in the application tool. Add 8" for a tool with a 3" nose, and 12" for a tool with a 7" nose.

CUSTOM BRANDED CABLE ASSEMBLIES

Another value-added service available is the application of a permanent mark (unique to one customer only) on the end fitting of the cable assembly. The distinctive logo or mark becomes a reliable identification flag that can be used to trace the final assembly to a date, location, or another significant purpose. DMC custom cable assemblies are most commonly used for warranty traceability, service location verification, and/or to identify tampering.



FERRULES

Individual crimp ferrules are precisely manufactured to a size and hardness ensuring their compatibility with the cable assemblies and tools. Ferrules are sold in a cartridge of 50. No cable assemblies are included.



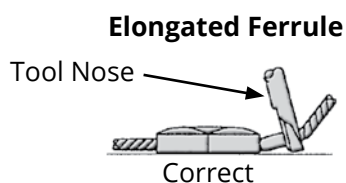
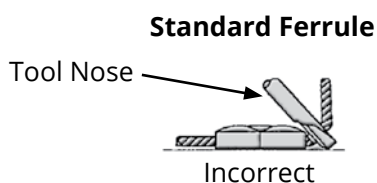
Cable Diameter	321 CRES	Inconel 600	Inconel 625
.022"	F10-1PKG	F09-1PKG	F08-1NPKG
.032"	F10-2PKG	F09-2PKG	F08-2NPKG
.040"	F10-3PKG	F09-3PKG	F08-3NPKG
.062"	F10-9PKG	F09-9PKG	

ELONGATED FERRULES

Elongated ferrules are ideal for installations where the clearance between the fastener head and the surface to which the fastener is attached is limited. The radius end and longer shape of the ferrules allow the tool nose to be placed in correct alignment with the fastener. Elongated ferrules are an excellent choice for low-profile fasteners or hard to reach areas. Use of a low-profile Safe-T-Cable nose is recommended for increased access. Elongated ferrules are supplied in a stainless steel cartridge.



Cable Diameter	321 CRES	Inconel 600	Inconel 625
.022"	F10-08PKG	F09-08PKG	F08-08NPKG
.032"	F10-04PKG	F09-04PKG	F08-04NPKG
.040"	F10-07PKG	F09-07PKG	F08-07NPKG
.062"	F10-10PKG	F09-10PKG	



FLANGED END CABLE ASSEMBLIES AND FLANGED FERRULES

Flanged end cable assemblies and flanged ferrules are an alternative to flat washers and greatly reduce the risk of FOD. These cable assemblies have a flanged end fitting attached to one end of the cable and are intended to be used with flanged ferrules. Flanged ferrules are sold in quantities of 50 and are supplied in two stainless steel cartridges.



Cable Diameter	Length	Assembly & Ferrule Kits	Assembly	Ferrules
.032"	12"	C10-212FEFPKG	A10-212FEFPKG	F10-14PKG
	18"	C10-218FEFPKG	A10-218FEFPKG	
	21"	C10-221FEFPKG	A10-221FEFPKG	
	24"	C10-224FEFPKG	A10-224FEFPKG	
.040"	12"	C10-312FEFPKG	A10-312FEFPKG	F10-11PKG
	18"	C10-318FEFPKG	A10-318FEFPKG	
	21"	C10-321FEFPKG	A10-321FEFPKG	
	24"	C10-324FEFPKG	A10-324FEFPKG	
.062"	18"	C10-918FEFPKG	A10-918FEFPKG	F10-13PKG
	24"	C10-924FEFPKG	A10-924FEFPKG	

Flanged end cable assemblies and flanged ferrules are only available in 321 CRES material.

FLAT WASHERS

Flat washers are available to accommodate fastener holes with a diameter greater than .095" (2.4 mm), but less than .200" (5.08 mm). DMC recommends the use of flanged end cable assemblies and flanged ferrules in place of washers.

NOTE: Matching materials are required and care must be taken to restrain the washer during removal/service operations.



Cable Diameter	321 CRES	Inconel 600
.022", .032" & .040"	FW10-1	FW09-1
.062"	FW10-9	FW09-9

SELF-LOOPING JUMPER CABLE ASSEMBLIES

Self-looping jumper cable assemblies provide the user with a means of anchoring a threaded fastener to almost any structure. These cable assemblies offer a clear advantage over lockwire on turnbuckles, castellated fittings, and other applications where holes are not provided. Operators should use good judgment in selecting a secure location to terminate self-looping jumper cable assemblies.



SELF-LOOPING JUMPER CABLE ASSEMBLY AND FERRULE KITS

Kit packages consist of 50 self-looping jumper cable assemblies and 50 ferrules.

Cable Diameter	Length	321 CRES	Inconel 600	Inconel 625
.022"	12"	C10-112JA	C09-112JA	C08-112NJA
	18"	C10-118JA	C09-118JA	C08-118NJA
	24"	C10-124JA	C09-124JA	C08-124NJA
.032"	12"	C10-212JA	C09-212JA	C08-212NJA
	18"	C10-218JA	C09-218JA	C08-218NJA
	24"	C10-224JA	C09-224JA	C08-224NJA
.040"	12"	C10-312JA	C09-312JA	C08-312NJA
	18"	C10-318JA	C09-318JA	C08-318NJA
	24"	C10-324JA	C09-324JA	C08-324NJA

SELF-LOOPING JUMPER CABLE ASSEMBLIES

Assemblies are sold in packs of 50. No ferrules are included.

Cable Diameter	Length	321 CRES	Inconel 600	Inconel 625
.022"	12"	A10-112JA	A09-112JA	A08-112NJA
	18"	A10-118JA	A09-118JA	A08-118NJA
	24"	A10-124JA	A09-124JA	A08-124NJA
.032"	12"	A10-212JA	A09-212JA	A08-212NJA
	18"	A10-218JA	A09-218JA	A08-218NJA
	24"	A10-224JA	A09-224JA	A08-224NJA
.040"	12"	A10-312JA	A09-312JA	A08-312NJA
	18"	A10-318JA	A09-318JA	A08-318NJA
	24"	A10-324JA	A09-324JA	A08-324NJA

TOOLS AND NOSES

Adjustable and pre-set tension tools are available in manual, battery, and pneumatic options with multiple nose lengths to accommodate most applications. Noses are interchangeable between tools for the same cable size.

ADJUSTABLE TENSION MANUAL TOOL SERIES

The most popular manual Safe-T-Cable tool is the adjustable tension tool. The rotary tension mechanism on this tool can be adjusted to your precise cable tension requirements. There are adjustable tension tools available to accommodate all Safe-T-Cable sizes.



SCTR

PRE-SET TENSION MANUAL TOOL SERIES

Pre-set tension manual tools allow for single-handed operation. When the tool reaches the factory-set tension, it automatically completes the installation. Pre-set tension tools are available for .022", .032", and .040" size cable.



SCT

PNEUMATIC TOOL SERIES

Pneumatic-powered tools are designed for high production environments. These tools are available in adjustable tension and pre-set tension options for .022", .032", and .040" size cable.



SCTP

SCTPRM

BATTERY-POWERED TOOL SERIES

Our battery-powered Safe-T-Cable tools are adjustable tension and cover all cables sizes (.022", .032", .040", and .062"). These powered tools make crimping cable easier and faster, while also improving operator ergonomics. New features allow the operator to track tool performance, users, and projects. Crimp data is viewable in real-time on the LED display, or can be downloaded via Bluetooth® to an app.



SCTE

TOOLS

Cable Diameter	Nose Length	Manual		Pneumatic		Battery
		Pre-Set	Adjustable	Pre-Set	Adjustable	Adjustable
.022"	3"	SCT203	SCTR203	SCTP203	SCTPRM203	SCTE203C
	5"	SCT205	SCTR205	SCTP205	SCTPRM205	SCTE205C
	7"	SCT207	SCTR207	SCTP207	SCTPRM207	SCTE207C
	9"	SCT209	SCTR209	SCTP209	SCTPRM209	SCTE209C
.032"	3"	SCT323	SCTR323	SCTP323	SCTPRM323	SCTE323C
	5"	SCT325	SCTR325	SCTP325	SCTPRM325	SCTE325C
	7"	SCT327	SCTR327	SCTP327	SCTPRM327	SCTE327C
	9"	SCT329	SCTR329	SCTP329	SCTPRM329	SCTE329C
.040"	3"	SCT403	SCTR403	SCTP403	SCTPRM403	SCTE403C
	5"	SCT405	SCTR405	SCTP405	SCTPRM405	SCTE405C
	7"	SCT407	SCTR407	SCTP407	SCTPRM407	SCTE407C
	9"	SCT409	SCTR409	SCTP409	SCTPRM409	SCTE409C
.062"	5"		SCTH625			SCTE625C
	7"		SCTH627			SCTE627C
	9"		SCTH629			SCTE629C

NOSES

Safe-T-Cable noses rotate 360° and are available in 1", 3", 5", 7", and 9" lengths. Low-profile noses are available for applications where the clearance between the fastener head and the surface to which the fastener is attached is limited. Elongated ferrules are recommended for use with low-profile noses.



Low-Profile Nose



Standard Nose



Cable Diameter	Nose Style	3"	5"	7"	9"
.022"	Standard	SCTN20-3	SCTN20-5	SCTN20-7	SCTN20-9
.032"	Standard	SCTN32-3	SCTN32-5	SCTN32-7	SCTN32-9
	Low-Profile	SCTN32-3L	SCTN32-5L	SCTN32-7L	SCTN32-9L
.040"	Standard	SCTN40-3	SCTN40-5	SCTN40-7	SCTN40-9
	Low-Profile	SCTN40-3L	SCTN40-5L	SCTN40-7L	SCTN40-9L
.062"	Standard	SCTHN62-3	SCTHN62-5	SCTHN62-7	SCTHN62-9

ACCESSORIES



SCT32084 Spanner Wrench

A spanner wrench is used to unlock the jam nut which allows adjustment of the indenter depth on Safe-T-Cable tools. A 7/16" wrench is used on .062" tools.




SCT32059SA Nose Extender

The Safe-T-Cable nose extender adds 2" in nose length and is compatible with .022", .032", or .040" tools.



Replacement Tension Assembly

SCTR20TW-SA	.022" tools
SCTR32TW-SA	.032" tools
SCTR40TW-SA	.040" tools
SCTR62TW-SA	.062" tools
SCTPRM-TW-SA	SCTPRM only



Diagonal Cutters

Both cutters feature rubber inserts which grip the cable after it is cut, reducing the potential for FOD.


45-6N	.022", .032", and .040"
SCTD015	.062"

ADDITIONAL ACCESSORIES

Part #	Description
4-1501	9/64" Hex Wrench
4-1136	3/32" Hex Wrench
565B	Drive Punch
SCTD012	Retaining Ring Pliers

FIBERGLASS SLEEVING

A tubular jacket of fiberglass sleeving should be placed over Safe-T-Cable when installed in areas where the cable will be in contact with obstructions or surfaces that may cause damage. This sleeving is rated for -70 - 600° C, has a high tensile strength, and is resistant to moisture and most chemicals. SCTD010 is sold in spools of 50 feet.



Fiberglass sleeving shown on a Safe-T-Cable installation

VERIFICATION EQUIPMENT

DMC offers all of the equipment necessary to perform periodic testing and verification of Safe-T-Cable tools. Tensioning mechanisms are verified using the Safe-T-Cable torque verification block and a push force tester. Tool indenter verification can be confirmed based on minimum pull-off loads per cable diameter using a torque wrench and torque verification block. Minimum pull-off loads and flex limits are located in the best practices section (page 18). Refer to datasheets or contact DMC for more specific information on tool verification.



Torque Verification Blocks

Part #	Cable Diameter Accomodated	Torque Wrench Orientation
SCT-TB1	.022", .032", & .040"	Counterclockwise
SCT-TB2	.062"	Counterclockwise
SCT-TB1R	.022", .032", & .040"	Clockwise



Torque Wrenches

Part #	Cable Diameter Accomodated
SCTD0001	.022", .032", & .040"
SCTD011	.062"



SCTD013 Push Force Tester

Used to apply 2 lb of force to Safe-T-Cable installations when verifying cable tension on torque verification blocks

MPT-250C Motorized Pull Tester

This motorized pull tester may be used to capture and export data from tool indenter setting tests. The MPT-250C and 15-3318 grip set is used for tensile testing .022", .032", and .040" Safe-T-Cable. This motorized unit has a range 2.5 to 250 lbf and can perform pull-to-fail and force hold tests. It features a full color LCD touchscreen interface and data capture capability for exporting test data to a PC via USB or RS-232.



- Force Measurement Accuracy: +/- 0.5% Full Scale
- Force Measurement Resolution: 0.1 (lbf, kgf, N)
- Meets UL, ISO, SAE, MIL, and ASTM requirements

POPULAR TOOL KITS

DMC tool kits are well known throughout the aerospace industry for quality and reliability. Our tool kits are manufactured to meet the most demanding conditions and minimize the risk of FOD. Foam inserts provide each component with a safe, designated storage space to ensure all tools and accessories are back in the kit after work is completed.

A variety of Safe-T-Cable tool kits are available including multi-tool configurations with and without verification equipment to support your specific requirements. Several of our most popular tool kits are listed on the following pages. More kits can be found on our website. If you have specific requirements, please contact DMC for a custom solution.



	.022"	.032"	.040"
Adjustable Tool Kit Part #	DMC1001-7R	DMC1000-4R	DMC1000-11R
NSN	5180-01-661-4208	5180-01-586-3020	5120-01-449-2669
Adjustable Tool Part #	SCTR203	SCTR323	SCTR407
Nose Part #	SCTN20-7	SCTN32-7	
Assembly & Ferrule Kit(s)	C10-118PKG (2 QTY)	C10-218PKG (2 QTY)	C10-318PKG (2 QTY)
Tool Verification Block	✓	✓	✓
Spanner Wrench	✓	✓	✓
Flat Blade Screwdriver	✓	✓	✓
Diagonal Cutter	✓	✓	✓
Hex Wrench	✓	✓	✓
Pre-Set Tool Kit Part #	DMC1001-7	DMC1000-4	DMC1000-11
Pre-Set Tool Kit NSN	5180-01-695-9395	5180-01-586-7191	

MULTI-TOOL KITS



	.022" & .032"	.032" & .040"	.022", .032" & .040"
Adjustable Tool Kit Part #	DMC1000-20R	DMC1000-19R	DMC1007-28R
NSN	5180-01-550-2331		5180-01-689-0253
Adjustable Tool Part #'s	SCTR203, SCTR323	SCTR327, SCTR407	SCTR203, SCTR323, SCTR403
Nose Part #'s	SCTN20-7, SCTN32-7	SCTN32-3, SCTN40-3	SCTN20-7, SCTN32-7, SCTN40-7
Assembly & Ferrule Kit(s)	C10-118PKG (2 QTY) C10-218PKG (2 QTY) C10-218JAPKG (1 QTY)	C10-218PKG (2 QTY) C10-318PKG (2 QTY)	C10-118PKG (2 QTY) C10-118JAPKG (1 QTY) C10-218PKG (2 QTY) C10-218JAPKG (1 QTY) C10-318PKG (2 QTY) C10-318JAPKG (1 QTY)
Ferrules	F10-04PKG (1 QTY)		F10-04PKG (1 QTY) F10-07PKG (1 QTY) F10-08PKG (1 QTY)
Tool Verification Block	✓	✓	✓
Spanner Wrench	✓	✓	✓
Flat Blade Screwdriver	✓	✓	✓
Diagonal Cutter	✓	✓	✓
Hex Wrench	✓	✓	✓
Pre-Set Tool Kit Part #	DMC1000-20	DMC1000-19	DMC1007-28

POPULAR MILITARY TOOL KITS

Our military Safe-T-Cable kits are packaged in a soft canvas bag making them easy to carry and ideal for confined spaces. These kits are available in either .032" manual or .062" manual hydraulic options.



	.032"	.062"
Adjustable Tool Kit Part #	DMC1000-32NAV	DMC1000-62NAV
NSN	5180-01-498-1237	5180-01-498-1507
Adjustable Tool Part #	SCTR323	SCTH625
Nose Part #'s	SCTN32-9	SCTHN62-9
Assembly and Ferrule Kit(s)	C10-224PKG (10 QTY)	C10-924PKG (5 QTY)
Tool Verification Block	☑	☑
Spanner Wrench	☑	
Flat Blade Screwdriver	☑	☑
Diagonal Cutter	☑	☑
Hex Wrench	☑	☑
Retaining Ring Pliers	☑	☑
Nose Extender	☑	
Drive Punch		☑

BEST PRACTICES AND RESOURCES

Safe-T-Cable assemblies and ferrules should be installed with a Safe-T-Cable tool which has been set to meet the performance requirements of AS4536 (SAE). Users should use the tool to apply tension to the installation. Users should not pull Safe-T-Cable tight with their hands.

Temperature Ratings: 321 CRES Safe-T-Cable (AS3510 series, UNS S32100 CRES) should be selected for general purpose use on all applications up to 800°F. Inconel 600 Safe-T-Cable (AS3509 series, UNS N6600 Nickel Alloy) should be selected for applications where the temperature range is between 800°F and 1500°F or for electrical related applications where magnetic materials cannot be used.

HOLE DIAMETER CABLE SELECTION GUIDE

Recommended Hole Diameter	Safe-T-Cable Diameter
.037" - .060"	.022"
.060" - .080"	.032"
.070" - .090"	.040"
.080" - .120"	.062"

MINIMUM PULL-OFF LOAD

Safe-T-Cable Diameter	lbf (N)
.022"	30 (133.4)
.032"	70 (311.4)
.040"	110 (489.3)
.062"	280 (1245.4)

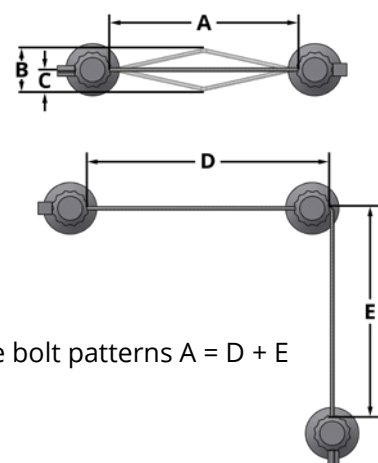
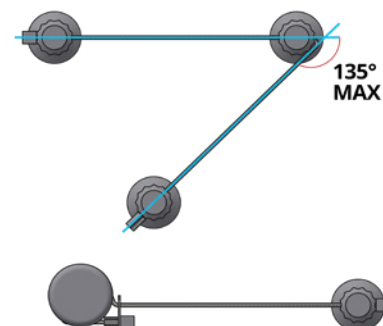
Maximum Span: The maximum span between two termination points should be 6" (152.4 mm) unless otherwise specified. Routing of Safe-T-Cable may vary from that of lockwire in order to achieve a proper installation.

Bend Limits: The maximum bend limit of a Safe-T-Cable installation is 135°. This does not apply to hose fittings, electrical connector coupling mechanisms, turnbuckles, or similar applications where Safe-T-Cable is constrained by the shape of the component being secured.

A self-looping jumper cable assembly should be used to obtain a secure installation in applications where holes do not exist in a fastener or other part of the assembly. This method should not be used in applications where Safe-T-Cable can flip over the head of the fastener being secured.

Flex Limits: Maximum flex limits between termination points are stated on the following table. Apply 2 lb of pressure to mid-span when inspecting flex limits.

A	B	C
0.5" (12.7 mm)	0.125" (3.18 mm)	0.062" (1.59 mm)
1.0" (25.4 mm)	0.250" (6.35 mm)	0.125" (3.18 mm)
2.0" (50.8 mm)	0.375" (9.52 mm)	0.188" (4.76 mm)
3.0" (76.2 mm)	0.375" (9.52 mm)	0.188" (4.76 mm)
4.0" (101.6 mm)	0.500" (12.70 mm)	0.250" (6.35 mm)
5.0" (127.0 mm)	0.500" (12.70 mm)	0.250" (6.35 mm)
6.0" (152.4 mm)	0.625" (15.88 mm)	0.312" (7.94 mm)



Visit our website for more application/installation information at: <https://qrco.de/BestPractices> or scan the QR code.

NATIONAL STOCK NUMBER LISTINGS

	DMC PART #	DESCRIPTION	NSN
CABLE ASSEMBLY AND FERRULE KITS	C08-124N	KIT .022" X 24" - INCONEL 625	5340-01-572-9621
	C08-224N	KIT .032" X 24" - INCONEL 625	5340-01-572-9629
	C08-324N	KIT .040" X 24" - INCONEL 625	5340-01-573-0466
	C09-209	KIT .032" X 9" - INCONEL 600	5340-01-468-6698
	C09-212	KIT .032" X 12" - INCONEL 600	5340-01-468-6688
	C09-215	KIT .032" X 15" - INCONEL 600	5340-01-468-6665
	C09-218	KIT .032" X 18" - INCONEL 600	5340-01-468-6658
	C09-324	KIT .040" X 24" - INCONEL 600	5340-01-513-3853
	C10-106	KIT .022" X 6" - 321 CRES	5340-01-667-2634, 5340-01-631-5863
	C10-112	KIT .022" X 12" - 321 CRES	5340-01-667-7757, 5342-01-414-6581
	C10-118	KIT .022" X 18" - 321 CRES	5342-01-414-6583, 5975-01-697-2951
	C10-118EF	KIT .032" X 18" W/ELONGATED FERRULES - 321 CRES	5340-01-680-6361
	C10-206	KIT .032" X 6" - 321 CRES	5340-01-514-6921
	C10-209	KIT .032" X 9" - 321 CRES	5340-01-612-3670
	C10-212	KIT .032" X 12" - 321 CRES	5342-01-414-6584
	C10-212JA	KIT .032" X 12" W/JUMPER - 321 CRES	5340-01-630-4359
	C10-218	KIT .032" X 18" - 321 CRES	5342-01-414-6582
	C10-218EF	KIT .032" X 18" W/ELONGATED FERRULES - 321 CRES	5340-01-680-6093, 4030-01-538-7856
	C10-218EFR	KIT .032" X 18" W/ELONGATED CONICAL FERRULES - 321 CRES	5340-01-495-4038
	C10-218JA	KIT .032" X 18" W/JUMPER - 321 CRES	5340-01-551-3251
	C10-224	KIT .032" X 24" - 321 CRES	5120-01-473-7392, 5120-01-453-1505, 5340-01-671-3294
	C10-306	KIT .040" X 06" - 321 CRES	5340-01-614-8610
	C10-312	KIT .040" X 12" - 321 CRES	5340-01-625-3947
	C10-312JA	KIT .040 x 12" W/JUMPER - 321 CRES	5340-01-650-7592
	C10-318	KIT .040" X 18" - 321 CRES	5340-01-526-4612, 5340-01-452-0343
	C10-318EF	KIT .040" X 18" W/ELONGATED FERRULES - 321 CRES	5340-01-618-6760
	C10-318JA	KIT .040" X 18" W/JUMPER - 321 CRES	5340-01-664-6393, 5340-01-664-6393
	C10-321	KIT .040" X 21" - 321 CRES	5340-01-667-2877
	C10-324	KIT .040" X 24" - 321 CRES	5340-01-625-3882, 5340-01-452-0345
	C10-924	KIT .062" X 24" - 321 CRES	5120-01-453-1508
CABLE ASSEMBLIES	A09-118	ASSEMBLY .022" X 18" LENGTH - INCONEL 600	5340-01-588-8411
	A10-118	ASSEMBLY .022" X 18" LENGTH - 321 CRES	5340-01-479-8403
	A10-121	ASSEMBLY .022" X 21" LENGTH - 321 CRES	5995-01-661-0760
	A10-209	ASSEMBLY .032" X 9" LENGTH - 321 CRES	1620-01-493-1760
	A10-212	ASSEMBLY .032" X 12" LENGTH - 321 CRES	5340-01-632-9503, 5342-01-387-1906
	A10-218	ASSEMBLY .032" X 18" LENGTH - 321 CRES	5340-01-479-8417, 4010-01-508-6610
	A10-221	ASSEMBLY .032" X 21" LENGTH - 321 CRES	5995-01-661-0756
	A10-224	ASSEMBLY .032" X 24" LENGTH - 321 CRES	4010-01-508-6604
	A10-924	ASSEMBLY .062" X 24" - 321 CRES	4010-01-504-1483
FERRULES	F08-1N	FERRULE FOR .022" - INCONEL 625	5340-01-573-0074
	F08-2N	FERRULE FOR .032" - INCONEL 625	5340-01-573-0069
	F08-3N	FERRULE FOR .040" - INCONEL 625	4030-01-573-1297
	F09-1	FERRULE FOR .022" - INCONEL 600	5340-01-588-8409
	F10-04	ELONGATED FERRULE FOR .032" - 321 CRES	5342-01-414-0319
	F10-06	ELONGATED CONICAL FERRULE FOR .032" - 321 CRES	5340-01-474-6482
	F10-08	ELONGATED FERRULE FOR .022" - 321 CRES	5940-01-661-3350
	F10-1	FERRULE FOR .022" - 321 CRES	5340-01-496-6089
	F10-2	FERRULE FOR .032" - 321 CRES	5342-01-387-1796, 5365-01-493-1767
	F10-9	FERRULE FOR .062" - 321 CRES	5340-01-504-1488

	DMC PART #	DESCRIPTION	NSN
TOOL KITS	DMC1000	PRE-SET TENSION TOOL KIT FOR .032"	5180-01-452-2175
	DMC1000-11R	ADJUSTABLE TENSION TOOL KIT FOR .040"	5120-01-449-2669
	DMC1000-20R	ADJUSTABLE TENSION TOOL KIT FOR .022" & .032"	5180-01-550-2331
	DMC1000-32NAV	ADJUSTABLE TENSION SOFT CASE TOOL KIT FOR .032"	5180-01-498-1237
	DMC1000-4	PRE-SET TENSION TOOL KIT W/ TEST BLOCK FOR .032"	5180-01-586-7191
	DMC1000-4R	ADJ. TENSION TOOL KIT W/ TEST BLOCK FOR .032"	5180-01-586-3020
	DMC1000-62NAV	ADJUSTABLE TENSION SOFT CASE TOOL KIT FOR .062"	5180-01-498-1507
	DMC1001	PRE-SET TENSION TOOL KIT FOR .022"	5180-01-492-2670
	DMC1001-7R	ADJUSTABLE TENSION TOOL KIT .022"	5180-01-661-4208
	DMC1007	PRE-SET TENSION TOOL KIT FOR .022" & .032"	5180-01-695-9395
	DMC1007-28R	ADJUSTABLE TENSION TOOL KIT FOR .022", .032" & .040"	5180-01-689-0253
TOOLS	SCT320	TOOL FRAME (NOSE ASSEMBLY NOT INCLUDED)	5120-01-413-8727
	SCT327	PRE-SET TENSION TOOL W/7" NOSE FOR .032"	5120-01-440-5129
	SCTH625	HYDRAULIC TOOL W/5" NOSE FOR .062"	5120-01-498-1529
	SCTP323	PNEUMATIC TOOL W/3" NOSE FOR .032"	5130-01-575-0335
	SCTR203	ADJUSTABLE TENSION TOOL W/3" NOSE FOR .022"	5120-01-463-6819
	SCTR207	ADJUSTABLE TENSION TOOL W/7" NOSE FOR .022"	5120-01-463-7115
	SCTR323	ADJUSTABLE TENSION TOOL W/3" NOSE FOR .032"	5120-01-453-1506, 5120-01-516-5557
	SCTR327	ADJUSTABLE TENSION TOOL W/7" NOSE FOR .032"	5110-01-463-7117
	SCTR407	ADJUSTABLE TENSION TOOL W/7" NOSE FOR .040"	5120-01-449-0969
NOSES	SCTHN62-5	5" NOSE ASSEMBLY FOR .062" TOOL	5120-01-498-1511
	SCTHN62-9	9" NOSE ASSEMBLY FOR .062" TOOL	5120-01-498-1545
	SCTN20-3	3" NOSE ASSEMBLY FOR .022" TOOL	5120-01-413-8726
	SCTN20-7	7" NOSE ASSEMBLY FOR .022" TOOL	5110-01-463-6820
	SCTN32-3	3" NOSE ASSEMBLY FOR .032" TOOL	5120-01-413-8725
	SCTN32-7	7" NOSE ASSEMBLY FOR .032" TOOL	5120-01-413-8724
	SCTN32-7L	7" LOW PROFILE NOSE ASSEMBLY FOR .032" TOOL	5120-01-649-0205
	SCTN32-9	9" NOSE ASSEMBLY FOR .032" TOOL	5120-01-453-1502
	SCTN40-3	3" NOSE ASSEMBLY FOR .040" TOOL	5120-01-459-0350
	SCTN40-7	7" NOSE ASSEMBLY FOR .040" TOOL	5120-01-456-2590
VERIFICATION	SCT-TB1	TORQUE VERIFICATION BLOCK FOR .022", .032" & .040"	6635-01-416-9870
	SCTD0001	TORQUE WRENCH, 150 INCH-POUND RANGE	5120-01-463-7122, 5120-01-498-1470
	SCTD011	TORQUE WRENCH, 750 INCH-POUND RANGE	5120-01-498-1509
	SCT-TB1R	TORQUE VERIFICATION BLOCK FOR .022", .032" & .040" TOOLS FOR RIGHT-HAND READING TORQUE WRENCHES	6635-01-551-3297
	SCT-TB2	TORQUE VERIFICATION BLOCK FOR .062" TOOLS	6635-01-462-4438
ACCESSORIES/MISC.	45-6N	DIAGONAL CUTTERS FOR .022", .032" & .040"	5110-01-431-0976
	SCT32059SA	2" NOSE EXTENDER FOR .022", .032" & .040" TOOLS	5120-01-498-1535
	SCT32084	SPANNER WRENCH	5120-01-498-1482
	SCTD010	FIBERGLASS SLEEVING - 50 FT	5970-01-661-4175
	SCTD012	RETAINING RING PLIERS	5120-01-498-1476
	SCTD015	DIAGONAL CUTTERS FOR .062"	5110-01-509-6707
	SCTR32TW-SA	TENSION WHEEL SUB-ASSEMBLY FOR .032"	5180-01-633-3991
	SCT-SCC32-1	SOFT CASE ONLY FOR DMC1000-32NAV	5140-01-498-1245
	SCT-SCC62-1	SOFT CASE ONLY FOR DMC1000-62NAV	5140-01-498-1508
	FW10-1	FLAT WASHER FOR .022", .032", .040"	5310-01-631-8694



Daniels Manufacturing Corporation
526 Thorpe Road, Orlando, Florida 32824 USA
407-855-6161 dmc@dmctools.com
www.dmctools.com