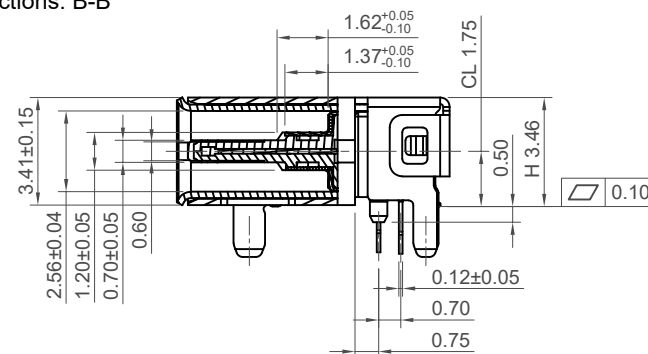
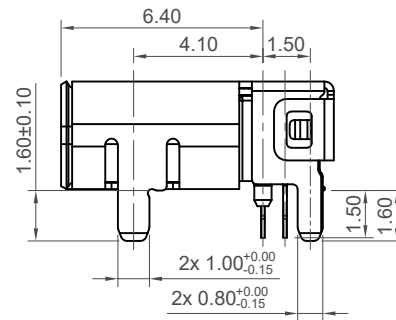
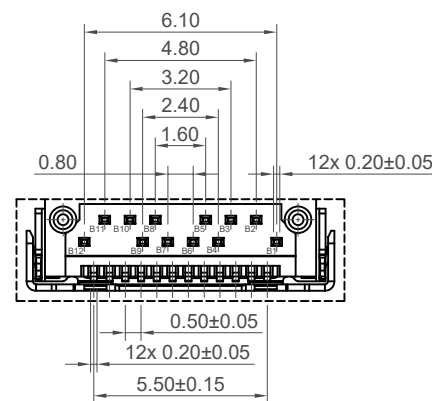


Sections: B-B



Sections: A-A



Detail A

Pin	Signal	Mating Sequence	Pin	Signal	Mating Sequence
A1	GND	First	B12	GND	First
A2	SSTXp1	Second	B11	SSRXp1	Second
A3	SSTXn1	Second	B10	SSRXn1	Second
A4	Vbus	First	B9	Vbus	First
A5	CC1	Second	B8	SBU2	Second
A6	Dp1	Second	B7	Dn2	Second
A7	Dn1	Second	B6	Dp2	Second
A8	SBU1	Second	B5	CC2	Second
A9	Vbus	First	B4	Vbus	First
A10	SSRXn2	Second	B3	SSTXn2	Second
A11	SSRXp2	Second	B2	SSTXp2	Second
A12	GND	First	B1	GND	First
SHELL		GND	SHELL		GND

Specifications

Material

Insulator: LCP UL 94V-0, Black
Contact: Copper Alloy
Mid Plate: Stainless Steel
EMI Plate: Stainless Steel
Shell: Stainless steel

Plating

Contact

Contact Area: 3μ" Au over 50μ" min. Nickel
Solder Tails: Matte Tin over 50μ" min. Nickel
Mid Plate: Clear
EMI Plate: Clear
Shell: 30μ" min. Nickel

Electrical

Current Rating: 5.00A collectively for Vbus pins
6.25A collectively for GND pins
1.25A for B5 pin
0.25A per pin for all other pins

Voltage Rating: 48V DC

Power Rating: 240W

Contact Resistance: 40mΩ max initial.

50mΩ max after test

Dielectric Withstanding Voltage: 100V AC

Insulation Resistance 100MΩ min

Mechanical & Environmental

Operating Temperature: -25°C to 85°C

Mating Force: 5 to 20 N.

Unmated Force: 6 to 20 N after test

Durability: 20,000 cycles

Ordering Grid





USB4230-03-A Request Samples
and Quotation

Contact Plating

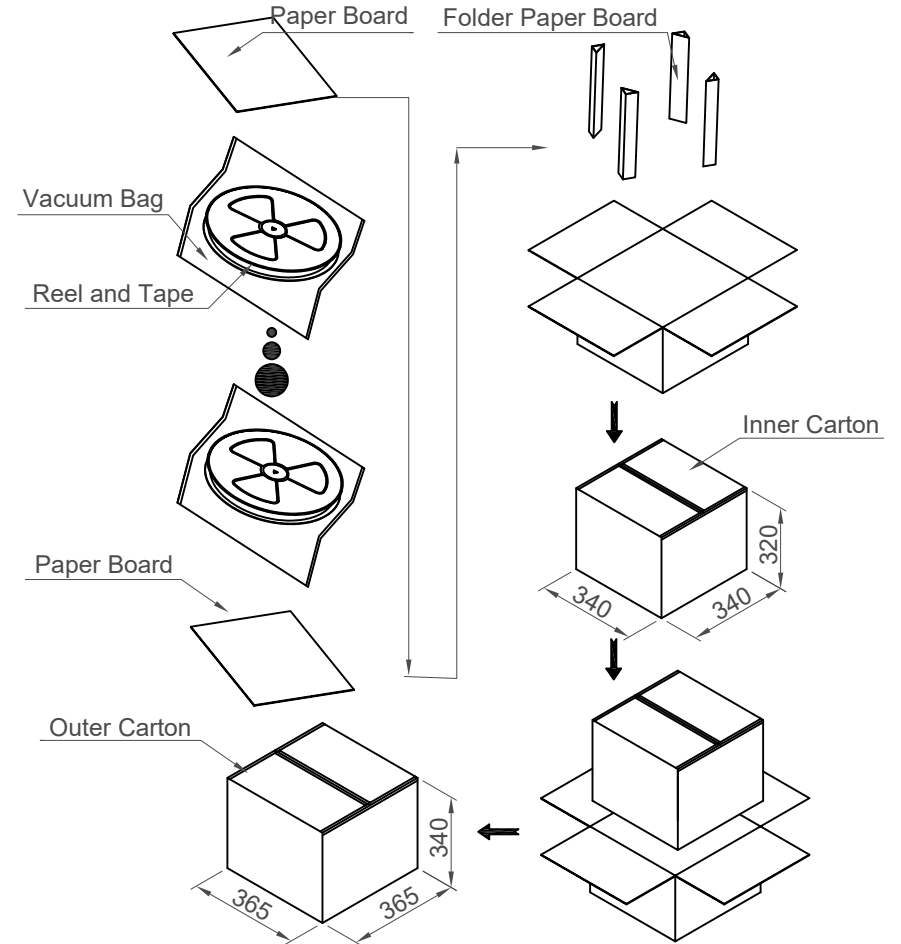
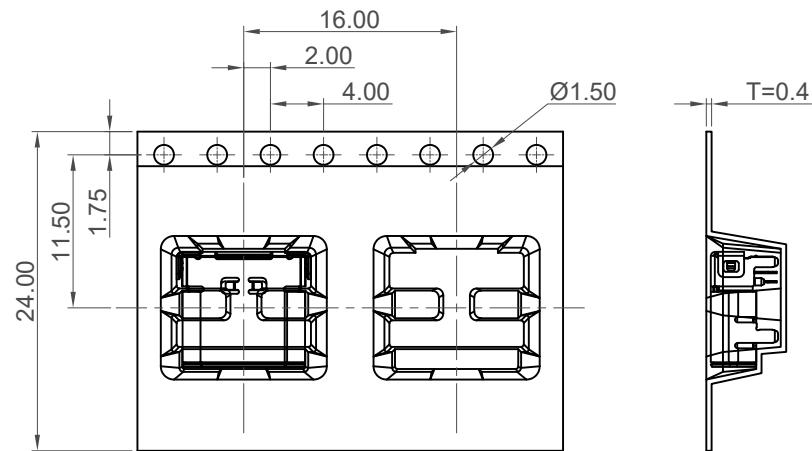
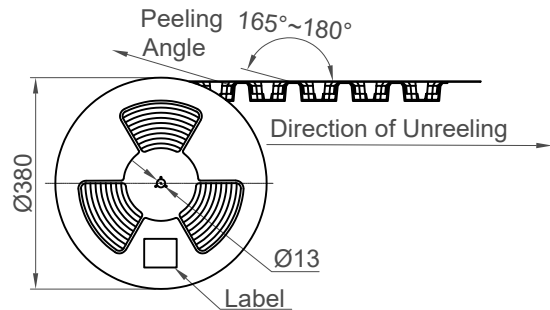
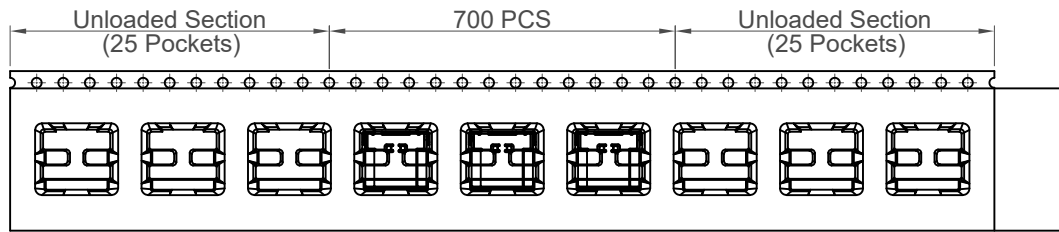
03 = 3μ" Gold

Packing Options

A = Tape & Reel
(700pcs per reel)

Part Number USB4230		Product Description USB3.2 Gen2 Type C Receptacle, Horizontal, Hybrid Type, PCB Mount		<div> www.gct.co</div>	
Drawing Date 21st August 2024					
By KY	Tolerances (Except as Noted) Length Angle	Units: Metric (mm)			
Detail Drawing Release	X.X ± 0.30 X.XX ± 0.25	 3rd Angle Projection	  This drawing is confidential and copyright of Global Connector Technology, Ltd (GCT). This drawing must not be copied or disclosed without written consent. E & OE		
Revision Date	A 21/08/24				
		Not to Scale	Drawn By KY	Sheet No 1/3	

H
G
F
E
D
C
B
A



Pcs / Reel	Reels / Carton	Total Quantity
700	10	7000 pcs

Part Number USB4230		Product Description USB3.2 Gen2 Type C Receptacle, Horizontal, Hybrid Type, PCB Top Mount	
Drawing Date 21st August 2024			
By KY	Drawing Release	Tolerances (Except as Noted) Length Angle	Units: Metric (mm)
Detail			
Revision A			
Date 21/08/24			



This drawing is confidential and copyright of Global Connector Technology, Ltd (GCT). This drawing must not be copied or disclosed without written consent. E & OE



Not to Scale	Drawn By KY	Sheet No. 3/3
--------------	----------------	------------------

Mouser Electronics

Authorized Distributor

Click to View Pricing, Inventory, Delivery & Lifecycle Information:

[GCT:](#)

[USB4230-03-A](#)