

Features

- Fast response time
- Wide temperature range
- High surge current rating
- Low capacitance and insertion loss
- Stable performance throughout life
- Small surface mount package
- RoHS compliant*

Applications

- Set top boxes
- Industrial communications
- HVAC controls
- xDSL, POTS, G.Fast
- Antennae

GDT25 Series - Next-Generation 2-Electrode Gas Discharge Tube Arrestor

General Information

Bourns' new and improved next-generation surface mount 2-electrode GDT surge protection devices have been designed using Bourns' proprietary, advanced computer simulation techniques and offer industry-leading maximum impulse voltage limiting specifications in a small, environmentally rugged surface mount package. The performance delivered in the Bourns® GDT25 Series helps to significantly heighten protection against induced voltage transients such as lightning and AC induction. Plus, the enhanced level of protection with tighter voltage limiting provided during fast-rising events will reduce stress on downstream components compared to current GDT designs in the same application.

Product Characteristics

Storage Temperature Range	-55 °C to +125 °C
Operating Temperature Range	-55 °C to +125 °C
Climate Category (IEC 60068-1)	55 / 125 / 21
Moisture Sensitivity Level (MSL)	1
ESD Classification - HBM	N/A

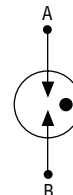
How to Order

Description	GDT 2 5 - xx - S1 - RP
GDT = Gas Discharge Tube - Next-Generation Series	
Electrodes	2 = 2-Electrode
Size	5 = 5 mm Diameter
Voltage	07 = 75 V 09 = 90 V 35 = 350 V 60 = 600 V
Package Designator	S1 = 5 x 4.4 mm SMD (Standard)
Packaging Options	RP = Reel Pack (Standard) Blank = Cut Tape BK = Bulk

Agency Recognition

Agency	Category	Agency File No.
UL	497B - 4th Edition	E153537

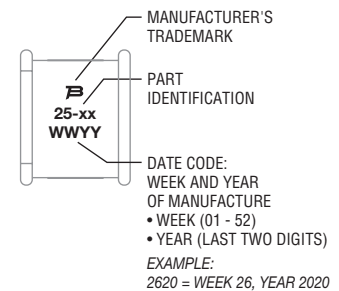
Circuit Diagram



Note: Gas discharge tubes are bidirectional and non-polarized.

Typical Part Marking

Represents total content. Layout may vary.



BOURNS®

Asia-Pacific: Tel: +886-2 2562-4117 • Email: asiacus@bourns.com

EMEA: Tel: +36 88 885 877 • Email: eurocus@bourns.com

The Americas: Tel: +1-951 781-5500 • Email: americus@bourns.com

www.bourns.com



WARNING Cancer and Reproductive Harm - www.P65Warnings.ca.gov

*RoHS Directive 2015/863, Mar 31, 2015 and Annex.

Specifications are subject to change without notice.

Users should verify actual device performance in their specific applications.

The products described herein and this document are subject to specific legal disclaimers as set forth on the last page of this document, and at www.bourns.com/docs/legal/disclaimer.pdf.

GDT25 Series - Next-Generation 2-Electrode Gas Discharge Tube Arrestor

BOURNS®

Electrical Characteristics

Test Methods per ITU-T K.12, IEEE C62.31 and IEC 61643-311 GDT standards.

Bourns Part No.	Device Specifications ⁽¹⁾								
	DC Sparkover Voltage ±20 % (2) (3) (4)	Impulse Sparkover Voltage (2) (5)		Insulation Resistance (IR) (6)	Glow Voltage	Arc Voltage	Glow to Arc Transition Current	Capacitance	DC Holdover Voltage (8)
	100 V/s	100 V/μs	1 kV/μs	(7)	10 mA	> 1 A		1 MHz	< 150 ms
GDT25-07	75 V	350 V	600 V	> 2 GΩ	~ 70 V	~ 5 V	< 1 A	< 0.6 pF	52 V
GDT25-09	90 V	350 V	500 V						135 V
GDT25-35	350 V	650 V	800 V						
GDT25-60	600 V	1000 V	1100 V						

Bourns Part No.	Life Ratings ⁽⁹⁾					
	Max. Surge Current	Nominal Impulse Discharge Current			Nominal AC Discharge Current	
	8/20 μs	8/20 μs	10/350 μs	10/1000 μs	11 Cycles @ 60 Hz	1 Second
GDT25-07	10 kA 1 Operation	7 kA 10 Operations	1 kA 1 Operation	100 A 300 Operations	20 Arms 1 Operation	7 Arms 10 Operations
GDT25-09					25 Arms 1 Operation	
GDT25-35					20 Arms 1 Operation	
GDT25-60					25 Arms 1 Operation	

Notes:

- (1) At delivery AQL 0.65 Level II, DIN ISO 285.
- (2) DC and Impulse Sparkover values are in ionized mode @ 25 °C.
- (3) Bourns recommends reflowing surface mount devices per IPC/JEDEC J-STD-020 rev. D.
- (4) Surface mount GDTs may exhibit a temporary increase in the DC Sparkover Voltage after the solder reflow process. The DC Sparkover Voltage will recover within 24 hours. There is no quality defect nor change in protection levels during the temporary increase in DC Sparkover Voltage.
- (5) Impulse Sparkover voltage is expressed as a maximum value, with a 99 % probability of measured values within limit.
- (6) IR limits after Life Ratings > 100 MΩ.
- (7) IR Test Voltage: 50 V for GDT25-07 and GDT25-09, 100 V for GDT25-35 and GDT25-60.
- (8) Network applied (per ITU-T K.12 Edition 9.0, Section 7).
- (9) DC Sparkover Voltage limits after Life Ratings may exceed +20 % but will continue to protect without venting (per ITU-T K.12 Edition 9.0, Section 6, where applicable).

Specifications are subject to change without notice.

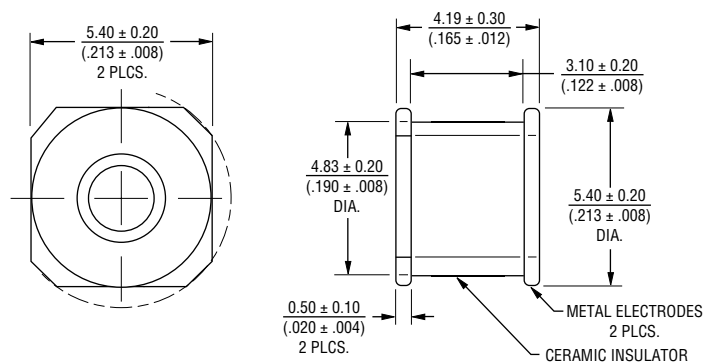
Users should verify actual device performance in their specific applications.

The products described herein and this document are subject to specific legal disclaimers as set forth on the last page of this document, and at www.bourns.com/docs/legal/disclaimer.pdf.

GDT25 Series - Next-Generation 2-Electrode Gas Discharge Tube Arrestor

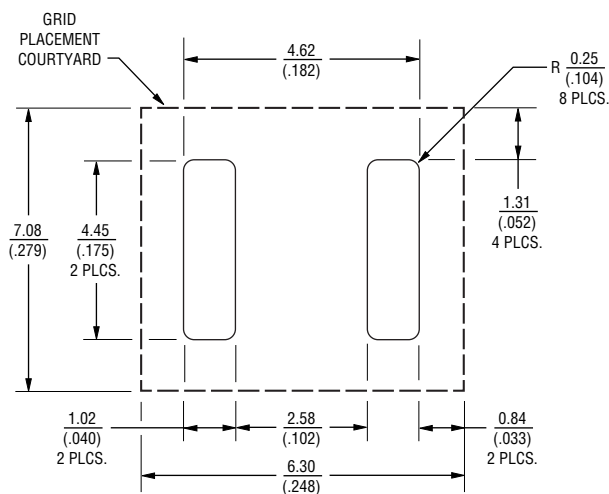
BOURNS®

Product Dimensions



DIMENSIONS: $\frac{\text{MM}}{(\text{INCHES})}$

Recommended Pad Layout



DIMENSIONS: $\frac{\text{MM}}{(\text{INCHES})}$

Note: Recommended PCB land pattern in compliance with IPC-7351.

Specifications are subject to change without notice.

Users should verify actual device performance in their specific applications.

The products described herein and this document are subject to specific legal disclaimers as set forth on the last page of this document, and at www.bourns.com/docs/legal/disclaimer.pdf.

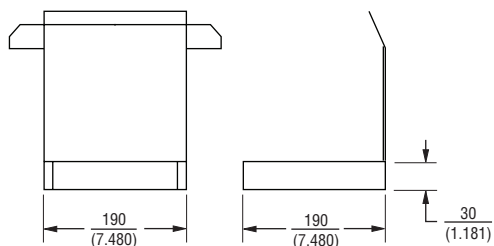
GDT25 Series - Next-Generation 2-Electrode Gas Discharge Tube Arrestor

BOURNS®

Packaging Specifications

Model	Standard Packaging Quantity			
	Bulk (Bag)	Box	Reel	Cut Tape
GDT25				500
GDT25-BK	250	1000		
GDT25-RP			1500	

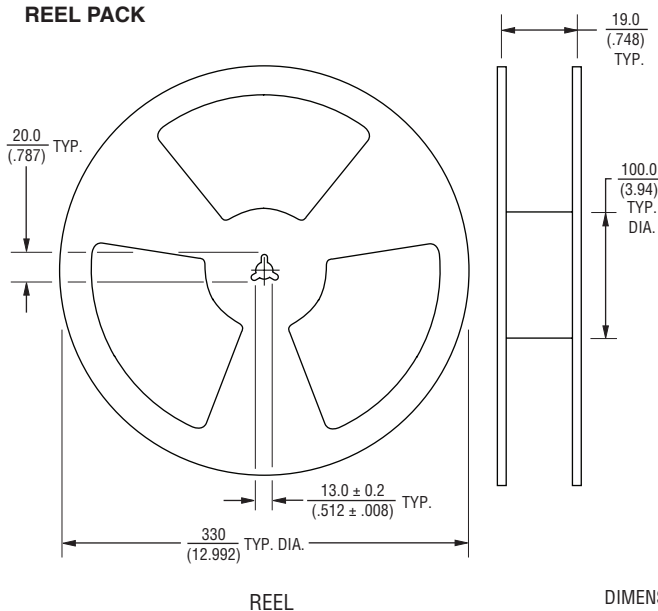
CUT TAPE



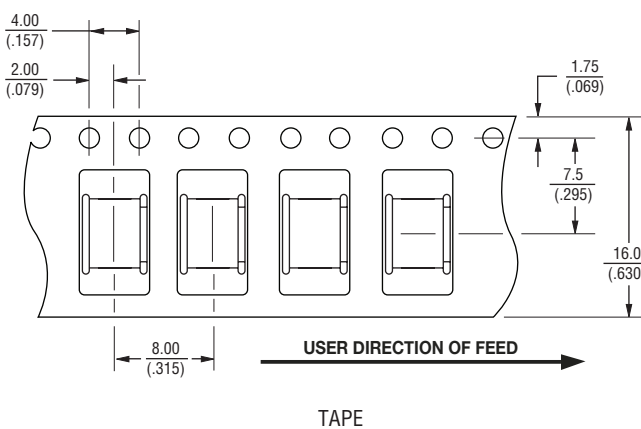
Contains 500 pieces in carrier tape within a carton box.

DIMENSIONS: $\frac{\text{MM}}{(\text{INCHES})}$

REEL PACK



Reel is 330 mm in diameter and 19 mm wide.



DIMENSIONS: $\frac{\text{MM}}{(\text{INCHES})}$

TOLERANCES (EXCEPT WHERE NOTED): X.X $\frac{\pm 0.3}{(\pm .012)}$

X.XX $\frac{\pm 0.15}{(\pm .006)}$

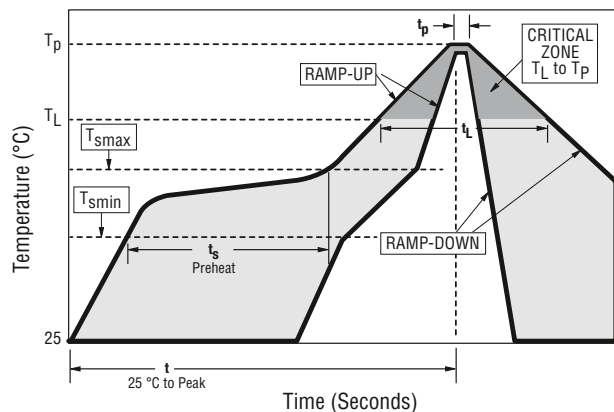
DEGREES $\pm 1^\circ$

Specifications are subject to change without notice.

Users should verify actual device performance in their specific applications.

The products described herein and this document are subject to specific legal disclaimers as set forth on the last page of this document, and at www.bourns.com/docs/legal/disclaimer.pdf.

Soldering Parameters - Reflow Soldering



Notes:

Bourns recommends reflowing surface mount devices per *IPC/JEDEC J-STD-020 rev D*.

Surface mounted components (SMD) may exhibit a temporary increase in the DC Sparkover Voltage after the solder reflow process. The components should recover within 24 hours. There is no quality defect nor change in protection levels during the temporary change in DC Sparkover Voltage.

Reflow Condition		Pb-free Assembly
Preheat	Temperature Min. (T _{S(min)})	150 °C
	Temperature Max. (T _{S(max)})	200 °C
	Time (Min. to Max.) (T _S)	60 – 120 seconds
Average Ramp-up Rate (Liquidus Temperature (T _L) to Peak)		3 °C / second max.
T _{S(max)} to T _L - Ramp-up Rate		5 °C / second max.
Reflow	Temperature (T _L) (Liquidus)	217 °C
	Temperature (T _L)	60 – 150 seconds
Peak Temperature (T _p)		260 +0/-5 °C
Time within 5 °C of Actual Peak Temperature (T _p)		10 – 30 seconds
Ramp-down rate		6 °C / second max.
Time from 25 °C to Peak Temperature (T _p)		8 minutes max.
Do not Exceed		260 ° C

Soldering Parameters - Hand Soldering

Solder Iron Temperature350 °C ± 5 °C
Heating Time5 seconds max.

This legal disclaimer applies to purchasers and users of Bourns® products manufactured by or on behalf of Bourns, Inc. and its affiliates (collectively, "Bourns").

Unless otherwise expressly indicated in writing, Bourns® products and data sheets relating thereto are subject to change without notice. Users should check for and obtain the latest relevant information and verify that such information is current and complete before placing orders for Bourns® products.

The characteristics and parameters of a Bourns® product set forth in its data sheet are based on laboratory conditions, and statements regarding the suitability of products for certain types of applications are based on Bourns' knowledge of typical requirements in generic applications. The characteristics and parameters of a Bourns® product in a user application may vary from the data sheet characteristics and parameters due to (i) the combination of the Bourns® product with other components in the user's application, or (ii) the environment of the user application itself. The characteristics and parameters of a Bourns® product also can and do vary in different applications and actual performance may vary over time. Users should always verify the actual performance of the Bourns® product in their specific devices and applications, and make their own independent judgments regarding the amount of additional test margin to design into their device or application to compensate for differences between laboratory and real world conditions.

Unless Bourns has explicitly designated an individual Bourns® product as meeting the requirements of a particular industry standard (e.g., ISO/TS 16949) or a particular qualification (e.g., UL listed or recognized), Bourns is not responsible for any failure of an individual Bourns® product to meet the requirements of such industry standard or particular qualification. Users of Bourns® products are responsible for ensuring compliance with safety-related requirements and standards applicable to their devices or applications.

Bourns® products are not recommended, authorized or intended for use in nuclear, lifesaving, life-critical or life-sustaining applications, nor in any other applications where failure or malfunction may result in personal injury, death, or severe property or environmental damage. Unless expressly and specifically approved in writing by two authorized Bourns representatives on a case-by-case basis, use of any Bourns® products in such unauthorized applications might not be safe and thus is at the user's sole risk. Life-critical applications include devices identified by the U.S. Food and Drug Administration as Class III devices and generally equivalent classifications outside of the United States.

Bourns expressly identifies those Bourns® standard products that are suitable for use in automotive applications on such products' data sheets in the section entitled "Applications." Unless expressly and specifically approved in writing by two authorized Bourns representatives on a case-by-case basis, use of any other Bourns® standard products in an automotive application might not be safe and thus is not recommended, authorized or intended and is at the user's sole risk. If Bourns expressly identifies a sub-category of automotive application in the data sheet for its standard products (such as infotainment or lighting), such identification means that Bourns has reviewed its standard product and has determined that if such Bourns® standard product is considered for potential use in automotive applications, it should only be used in such sub-category of automotive applications. Any reference to Bourns® standard product in the data sheet as compliant with the AEC-Q standard or "automotive grade" does not by itself mean that Bourns has approved such product for use in an automotive application.

Bourns® standard products are not tested to comply with United States Federal Aviation Administration standards generally or any other generally equivalent governmental organization standard applicable to products designed or manufactured for use in aircraft or space applications. Bourns expressly identifies Bourns® standard products that are suitable for use in aircraft or space applications on such products' data sheets in the section entitled "Applications." Unless expressly and specifically approved in writing by two authorized Bourns representatives on a case-by-case basis, use of any other Bourns® standard product in an aircraft or space application might not be safe and thus is not recommended, authorized or intended and is at the user's sole risk.

The use and level of testing applicable to Bourns® custom products shall be negotiated on a case-by-case basis by Bourns and the user for which such Bourns® custom products are specially designed. Absent a written agreement between Bourns and the user regarding the use and level of such testing, the above provisions applicable to Bourns® standard products shall also apply to such Bourns® custom products.

Users shall not sell, transfer, export or re-export any Bourns® products or technology for use in activities which involve the design, development, production, use or stockpiling of nuclear, chemical or biological weapons or missiles, nor shall they use Bourns® products or technology in any facility which engages in activities relating to such devices. The foregoing restrictions apply to all uses and applications that violate national or international prohibitions, including embargos or international regulations. Further, Bourns® products and Bourns technology and technical data may not under any circumstance be exported or re-exported to countries subject to international sanctions or embargoes. Bourns® products may not, without prior authorization from Bourns and/or the U.S. Government, be resold, transferred, or re-exported to any party not eligible to receive U.S. commodities, software, and technical data.

To the maximum extent permitted by applicable law, Bourns disclaims (i) any and all liability for special, punitive, consequential, incidental or indirect damages or lost revenues or lost profits, and (ii) any and all implied warranties, including implied warranties of fitness for particular purpose, non-infringement and merchantability.

For your convenience, copies of this Legal Disclaimer Notice with German, Spanish, Japanese, Traditional Chinese and Simplified Chinese bilingual versions are available at:

Web Page: <http://www.bourns.com/legal/disclaimers-terms-and-policies>

PDF: <http://www.bourns.com/docs/Legal/disclaimer.pdf>

Mouser Electronics

Authorized Distributor

Click to View Pricing, Inventory, Delivery & Lifecycle Information:

Bourns:

[GDT25-07-S1](#) [GDT25-07-S1-BK](#) [GDT25-07-S1-RP](#) [GDT25-09-S1](#) [GDT25-09-S1-BK](#) [GDT25-60-S1-RP](#) [GDT25-09-S1-RP](#) [GDT25-35-S1](#) [GDT25-35-S1-BK](#) [GDT25-35-S1-RP](#) [GDT25-60-S1](#) [GDT25-60-S1-BK](#)