

BIDIRECTIONAL THYRISTOR OVERVOLTAGE PROTECTORS



ACTP250J1BJ AC Transient Protector

Designed to withstand a 2.5 kV (1.2/50 voltage, 8/20 current) combination wave surge per IEC 61000-4-5 when used in series with an appropriate overvoltage clamp device.\*

- Ion-Implanted Breakdown Region
- Precise and Stable Voltage
- Low Voltage Overshoot Under Surge Conditions

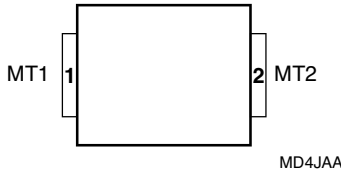
\* Refer to Application section, page 5.

Device	V <sub>DRM</sub> (V)	V <sub>(BO)</sub> (V)
ACTP250J1BJ	190	250

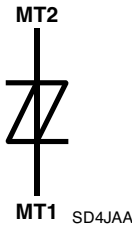
Agency Recognition

Description	
UL	File Number: <a href="#">E215609</a>

SMB Package (Top View)



Device Symbol



ACTP250J1BJ Overview

The Bourns® Model ACTP250J1BJ is a bidirectional thyristor designed to be used in series with an overvoltage clamp device, such as an MOV, to protect a power supply from damage due to an overvoltage condition on its ac input lines. This device raises the turn-on voltage threshold of the series combination against low frequency overvoltage conditions while having minimal impact on the voltage clamp level when subjected to a lightning surge. Using this series combination will prevent the MOV from conducting when line frequency voltage swells (up to the sum of the breakdown voltages of the two components) occur on the ac input lines of the power supply. This allows a design to avoid the use of a higher voltage MOV, which, if used, would significantly reduce the level of lightning protection. See the Application section for additional information.

How to Order

Device	Package	Carrier	Order as
ACTP250J1BJ	BJ (SMB/DO-214AA J-Bend)	R (Embossed Tape Reeled)	ACTP250J1BJR-S



Asia-Pacific:

Tel: +886-2 2562-4117 • Email: [asiacus@bourns.com](mailto:asiacus@bourns.com)

Europe:

Tel: +36 88 885 877 • Email: [eurocus@bourns.com](mailto:eurocus@bourns.com)

The Americas:

Tel: +1-951 781-5500 • Email: [americus@bourns.com](mailto:americus@bourns.com)

[www.bourns.com](http://www.bourns.com)



**WARNING Cancer and Reproductive Harm - [www.P65Warnings.ca.gov](http://www.P65Warnings.ca.gov)**

\*RoHS Directive 2015/863, Mar 31, 2015 and Annex.

\*\*When used as intended; see Application section on page 5.

Specifications are subject to change without notice.

Users should verify actual device performance in their specific applications.

The products described herein and this document are subject to specific legal disclaimers as set forth on the last page of this document, and at [www.bourns.com/docs/legal/disclaimer.pdf](http://www.bourns.com/docs/legal/disclaimer.pdf).

# ACTP250J1BJ AC Transient Protector

**BOURNS®**

## Absolute Maximum Ratings, $T_A = 25\text{ }^{\circ}\text{C}$ (Unless Otherwise Noted)

Rating	Symbol	Value	Unit
Repetitive peak off-state voltage	$V_{\text{DRM}}$	$\pm 190$	V
Non-repetitive peak on-state pulse current (see Notes 1,2 and 3) 8/20 (IEC 61000-4-5, combination wave generator, 1.2/50 voltage waveshape)	$I_{\text{PPSM}}$	1000	A
Initial rate of rise of on-state current, Linear current ramp, Maximum ramp value $< 50\text{ A}$	$di_T/dt$	800	A/ $\mu\text{s}$
Junction temperature	$T_J$	-40 to +150	$^{\circ}\text{C}$
Storage temperature range	$T_{\text{stg}}$	-65 to +150	$^{\circ}\text{C}$

### NOTES:

- Initially, the device must be in thermal equilibrium with  $T_J = 25\text{ }^{\circ}\text{C}$ .
- These non-repetitive rated currents are peak values of either polarity. The surge may be repeated after the device returns to its initial conditions.
- When used as intended; see Application section on page 5.

## Electrical Characteristics, $T_A = 25\text{ }^{\circ}\text{C}$ (Unless Otherwise Noted)

Parameter		Test Conditions		Min.	Typ.	Max.	Unit
$I_{\text{DRM}}$	Repetitive peak off-state current	$V_D = \pm V_{\text{DRM}}$	$T_A = 25\text{ }^{\circ}\text{C}$ $T_A = 85\text{ }^{\circ}\text{C}$			$\pm 5$ $\pm 10$	$\mu\text{A}$
$V_{\text{(BO)}}$	AC breakover voltage	$dv/dt = \pm 250\text{ V/ms}$ , $R_{\text{SOURCE}} = 300\text{ ohms}$				$\pm 250$	V
$V_{\text{(BO)}}$	Ramp breakover voltage	$dv/dt \leq \pm 1000\text{ V}/\mu\text{s}$ , Linear voltage ramp, Maximum ramp value = $\pm 500\text{ V}$ $di/dt = \pm 20\text{ A}/\mu\text{s}$ , Linear current ramp, Maximum ramp value = $\pm 10\text{ A}$				$\pm 263$	V
$I_{\text{(BO)}}$	Breakover current	$dv/dt = \pm 250\text{ V/ms}$ , $R_{\text{SOURCE}} = 300\text{ ohms}$				$\pm 600$	mA
$I_{\text{H}}$	Holding current	$I_T = \pm 5\text{ A}$ , $di/dt = \pm 30\text{ mA/ms}$		$\pm 20$			mA
$I_{\text{D}}$	Off-state current	$V_D = \pm 50\text{ V}$	$T_A = 85\text{ }^{\circ}\text{C}$			$\pm 10$	$\mu\text{A}$
$C_{\text{off}}$	Off-state capacitance	$f = 1\text{ MHz}$ , $V_d = 1\text{ Vrms}$ , $V_D = 0$			105	125	pF

## Thermal Characteristics

Parameter	Test Conditions	Min.	Typ.	Max.	Unit
$R_{\theta\text{JA}}$	Junction to free air thermal resistance EIA/JESD51-2 PCB, $I_T = I_{\text{TSM}}(1000)$ , $T_A = 25\text{ }^{\circ}\text{C}$ , (see Note 4)			90	$^{\circ}\text{C/W}$

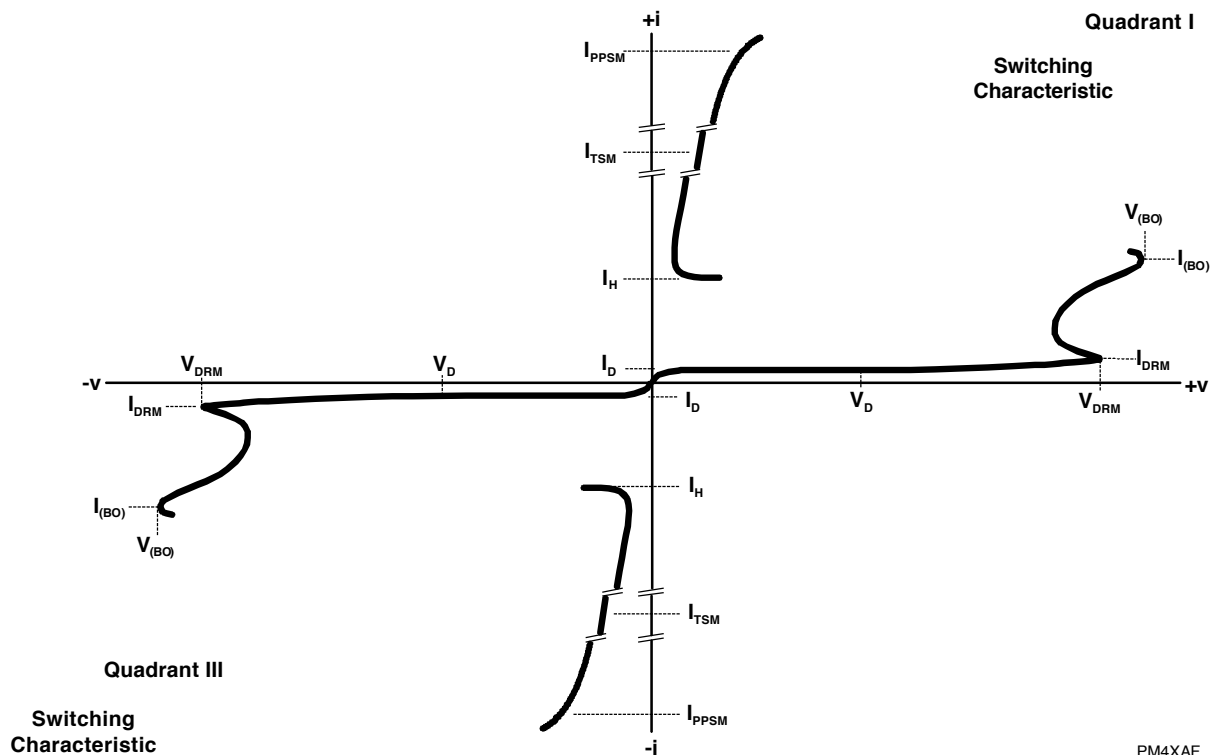
NOTE 4: EIA/JESD51-2 environment and PCB has standard footprint dimensions connected with 5 A rated printed wiring track widths.

Specifications are subject to change without notice.

Users should verify actual device performance in their specific applications.

The products described herein and this document are subject to specific legal disclaimers as set forth on the last page of this document, and at [www.bourns.com/docs/legal/disclaimer.pdf](http://www.bourns.com/docs/legal/disclaimer.pdf).

## Parameter Measurement Information



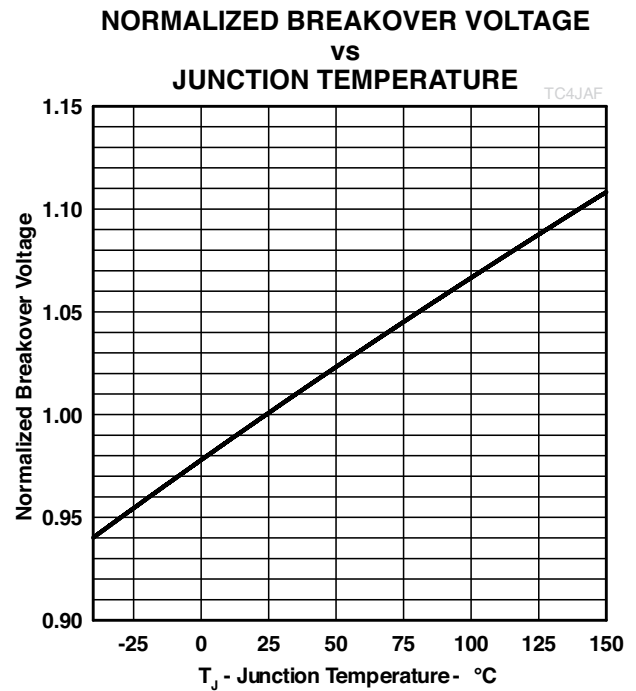
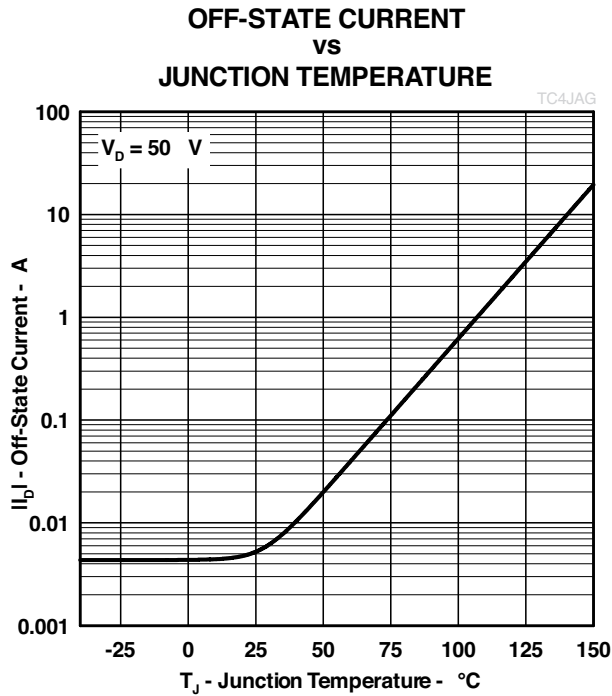
PM4XAF

**Figure 1. Voltage-Current Characteristic for Terminals 1-2**  
**All Measurements are Referenced to Terminal 2**

# ACTP250J1BJ AC Transient Protector

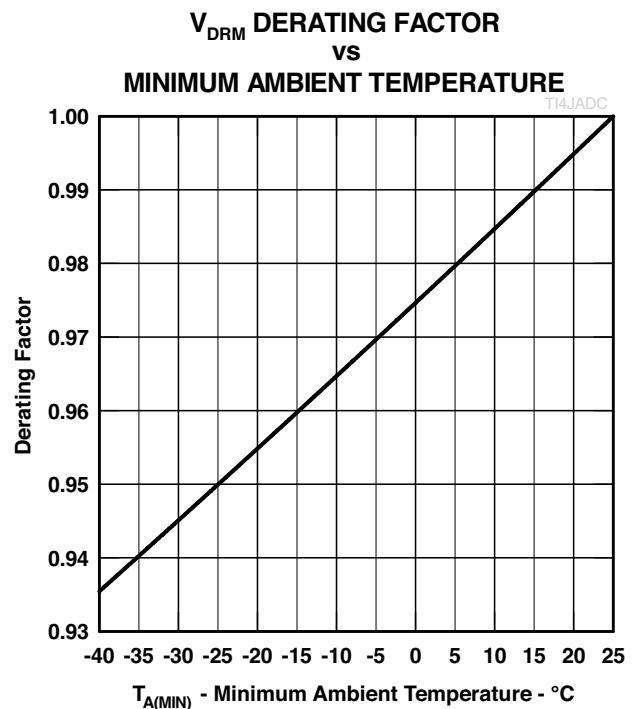
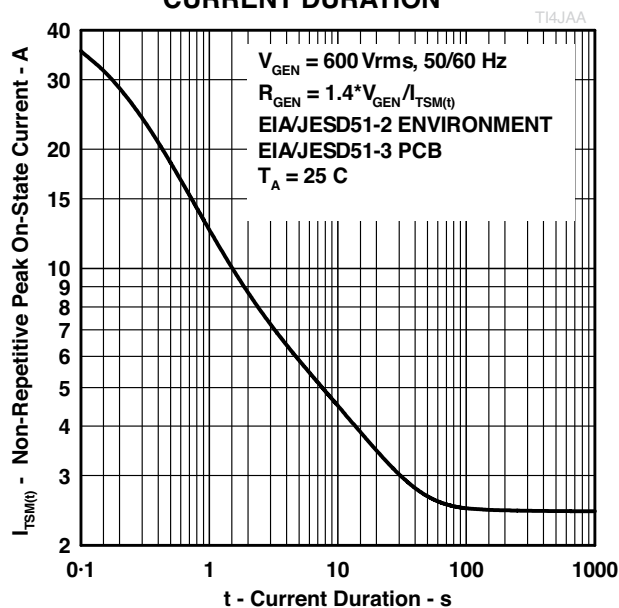
**BOURNS®**

## Typical Characteristics



## Rating and Thermal Information

### NON-REPETITIVE PEAK ON-STATE CURRENT vs CURRENT DURATION



Specifications are subject to change without notice.

Users should verify actual device performance in their specific applications.

The products described herein and this document are subject to specific legal disclaimers as set forth on the last page of this document, and at [www.bourns.com/docs/legal/disclaimer.pdf](http://www.bourns.com/docs/legal/disclaimer.pdf).

## APPLICATION INFORMATION

### Enhancing the Performance of an MOV

In many applications, an offline Switch Mode Power Supply (SMPS) is subjected to possible damage from indirect lightning strikes, switching transients, line voltage swells and other overvoltage conditions. Metal Oxide Varistors (MOVs) are often used to provide protection against lightning and other short duration transients. However, an MOV can easily be overstressed by a power line voltage swell due to the low frequency characteristic of this overvoltage condition. To address this problem, the Model ACTP250J1BJ bidirectional transient protector can be placed in series with the MOV so that it does not conduct during AC line voltage swells up to a specific voltage level while allowing the series combination to clamp at voltage levels just above the MOV clamp voltage during a lightning transient.

For example, assume an offline SMPS that is designed to operate at a maximum line voltage of 260 Vrms and a 275 Vrms MOV is being used to provide protection against a lightning surge with a peak voltage of 2.5 kV per IEC 61000-4-5 (1.2/50  $\mu$ s voltage, 8/20  $\mu$ s current combination wave). To prevent the MOV from being damaged by a line voltage swell as high as 400 Vrms (566 Vpeak), a Model ACTP250J1BJ protector can be used in series with the MOV (as shown in Figure 1 below). At 25 °C, this combination has a minimum breakdown voltage of 577 V (387 + 190 = 577), where 387 V is  $V_{BD}$  of the 275 V<sub>RMS</sub> MOV, and 190 V is the  $V_{DRM}$  of the Model ACTP250J1BJ, assuring that it will not operate at a line voltage that is < 400 Vrms.

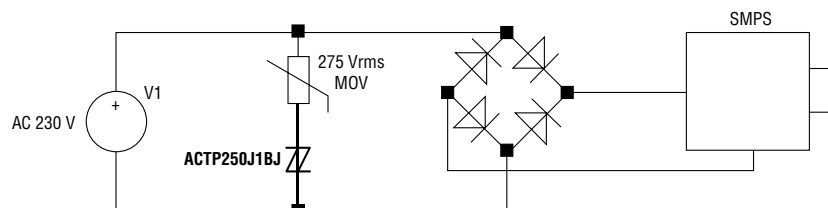


Figure 1. MOV/ACTP250J1BJ AC Line Protection

Adding the Model ACTP250J1BJ device in series with the MOV generates only a small increase in the clamp level. Figure 2 below shows the clamp voltage level of the MOV alone and the MOV/ACTP series combination for a 2.5 kV 1.2/50, 8/20  $\mu$ s combination wave surge. Note that the Model ACTP250J1BJ device only adds a few volts to the MOV clamp voltage.

The waveforms in Figure 3 show that the series combination does not clamp the voltage waveform or conduct current when subjected to a 400 Vrms line voltage.

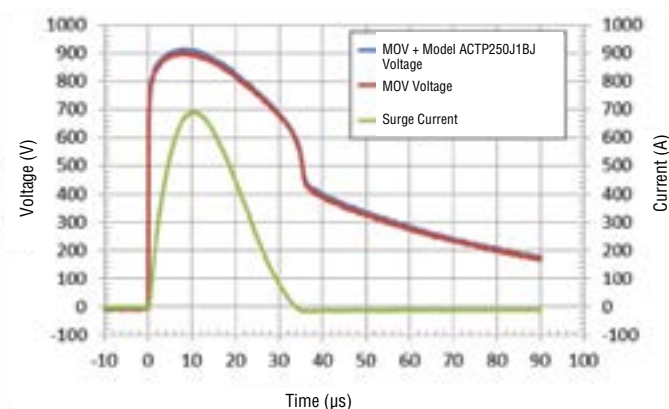


Figure 2. Protection Circuit Clamp Voltages for a 2.5 kV Surge

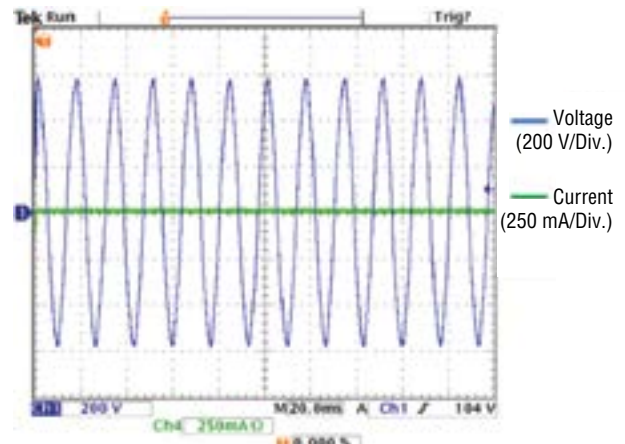


Figure 3. Performance of the Series Protection Circuit when Subjected to a 400 Vrms Line Voltage

In conclusion, adding the Model ACTP250J1BJ in series with the MOV reduces the MOV's susceptibility to damage from a line voltage swell while having a minimal impact on the lightning protection performance of the design.

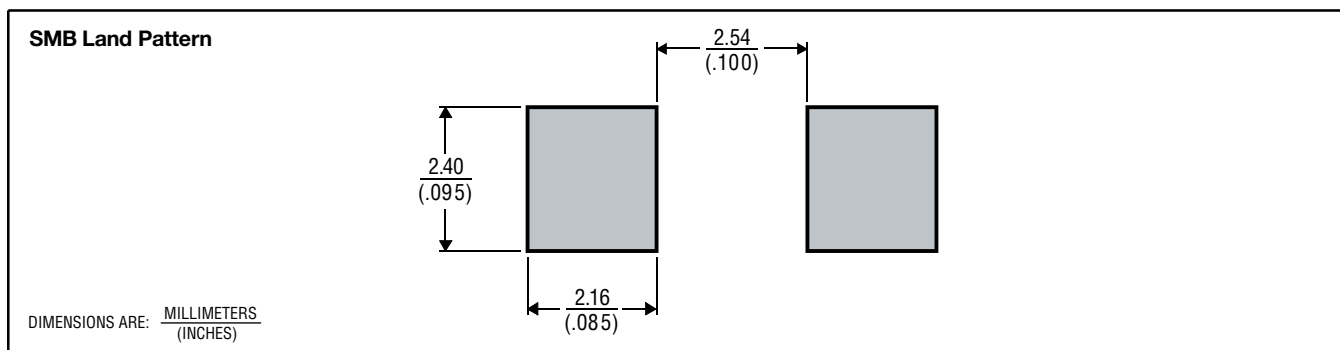
Specifications are subject to change without notice.

Users should verify actual device performance in their specific applications.

The products described herein and this document are subject to specific legal disclaimers as set forth on the last page of this document, and at [www.bourns.com/docs/legal/disclaimer.pdf](http://www.bourns.com/docs/legal/disclaimer.pdf).

## MECHANICAL DATA

### Recommended Printed Wiring Land Pattern Dimensions



MDXXBID

### Device Symbolization Code

Devices will be coded as below. As the device parameters are symmetrical, terminal 1 is not identified.

Device	Symbolization Code
ACTP250J1BJ	250J1

### Carrier Information

For production quantities, the carrier will be embossed tape reel pack. Evaluation quantities may be shipped in bulk pack or embossed tape.

Package	Carrier	Standard Quantity
SMB	Embossed Tape Reel Pack	3000

This legal disclaimer applies to purchasers and users of Bourns® products manufactured by or on behalf of Bourns, Inc. and its affiliates (collectively, "Bourns").

Unless otherwise expressly indicated in writing, Bourns® products and data sheets relating thereto are subject to change without notice. Users should check for and obtain the latest relevant information and verify that such information is current and complete before placing orders for Bourns® products.

The characteristics and parameters of a Bourns® product set forth in its data sheet are based on laboratory conditions, and statements regarding the suitability of products for certain types of applications are based on Bourns' knowledge of typical requirements in generic applications. The characteristics and parameters of a Bourns® product in a user application may vary from the data sheet characteristics and parameters due to (i) the combination of the Bourns® product with other components in the user's application, or (ii) the environment of the user application itself. The characteristics and parameters of a Bourns® product also can and do vary in different applications and actual performance may vary over time. Users should always verify the actual performance of the Bourns® product in their specific devices and applications, and make their own independent judgments regarding the amount of additional test margin to design into their device or application to compensate for differences between laboratory and real world conditions.

Unless Bourns has explicitly designated an individual Bourns® product as meeting the requirements of a particular industry standard (e.g., ISO/TS 16949) or a particular qualification (e.g., UL listed or recognized), Bourns is not responsible for any failure of an individual Bourns® product to meet the requirements of such industry standard or particular qualification. Users of Bourns® products are responsible for ensuring compliance with safety-related requirements and standards applicable to their devices or applications.

Bourns® products are not recommended, authorized or intended for use in nuclear, lifesaving, life-critical or life-sustaining applications, nor in any other applications where failure or malfunction may result in personal injury, death, or severe property or environmental damage. Unless expressly and specifically approved in writing by two authorized Bourns representatives on a case-by-case basis, use of any Bourns® products in such unauthorized applications might not be safe and thus is at the user's sole risk. Life-critical applications include devices identified by the U.S. Food and Drug Administration as Class III devices and generally equivalent classifications outside of the United States.

Bourns expressly identifies those Bourns® standard products that are suitable for use in automotive applications on such products' data sheets in the section entitled "Applications." Unless expressly and specifically approved in writing by two authorized Bourns representatives on a case-by-case basis, use of any other Bourns® standard products in an automotive application might not be safe and thus is not recommended, authorized or intended and is at the user's sole risk. If Bourns expressly identifies a sub-category of automotive application in the data sheet for its standard products (such as infotainment or lighting), such identification means that Bourns has reviewed its standard product and has determined that if such Bourns® standard product is considered for potential use in automotive applications, it should only be used in such sub-category of automotive applications. Any reference to Bourns® standard product in the data sheet as compliant with the AEC-Q standard or "automotive grade" does not by itself mean that Bourns has approved such product for use in an automotive application.

Bourns® standard products are not tested to comply with United States Federal Aviation Administration standards generally or any other generally equivalent governmental organization standard applicable to products designed or manufactured for use in aircraft or space applications. Bourns expressly identifies Bourns® standard products that are suitable for use in aircraft or space applications on such products' data sheets in the section entitled "Applications." Unless expressly and specifically approved in writing by two authorized Bourns representatives on a case-by-case basis, use of any other Bourns® standard product in an aircraft or space application might not be safe and thus is not recommended, authorized or intended and is at the user's sole risk.

The use and level of testing applicable to Bourns® custom products shall be negotiated on a case-by-case basis by Bourns and the user for which such Bourns® custom products are specially designed. Absent a written agreement between Bourns and the user regarding the use and level of such testing, the above provisions applicable to Bourns® standard products shall also apply to such Bourns® custom products.

Users shall not sell, transfer, export or re-export any Bourns® products or technology for use in activities which involve the design, development, production, use or stockpiling of nuclear, chemical or biological weapons or missiles, nor shall they use Bourns® products or technology in any facility which engages in activities relating to such devices. The foregoing restrictions apply to all uses and applications that violate national or international prohibitions, including embargos or international regulations. Further, Bourns® products and Bourns technology and technical data may not under any circumstance be exported or re-exported to countries subject to international sanctions or embargoes. Bourns® products may not, without prior authorization from Bourns and/or the U.S. Government, be resold, transferred, or re-exported to any party not eligible to receive U.S. commodities, software, and technical data.

To the maximum extent permitted by applicable law, Bourns disclaims (i) any and all liability for special, punitive, consequential, incidental or indirect damages or lost revenues or lost profits, and (ii) any and all implied warranties, including implied warranties of fitness for particular purpose, non-infringement and merchantability.

*For your convenience, copies of this Legal Disclaimer Notice with German, Spanish, Japanese, Traditional Chinese and Simplified Chinese bilingual versions are available at:*

*Web Page:* <http://www.bourns.com/legal/disclaimers-terms-and-policies>

*PDF:* <http://www.bourns.com/docs/Legal/disclaimer.pdf>

# Mouser Electronics

Authorized Distributor

Click to View Pricing, Inventory, Delivery & Lifecycle Information:

Bourns:

[ACTP250J1BJR-S](#)